

PROCESS



Air Plasma Cutting
and Gouging

5/3/1 WARRANTY



Comes Complete with


- ICE-40C hand-held torch with 25 ft (7.6 m) or 50 ft (15.2 m) cable
- Heavy-duty work clamp with 25 ft (7.6 m) or 50 ft (15.2 m) cable
- Extra consumables (3 electrodes, 3 tips and 1 air fitting)
- 12 ft (3.7 m) industrial power cord and plug

Applications

- Maintenance
- Prototyping
- Light construction
- Body shops and fabrication

MILD STEEL CUTTING CAPABILITY (Thickness to scale.)

Rated




1/2 in (13 mm)

Cutting Capacity

10 inches per minute (min. speed at which an operator achieves a smooth, steady cut using a hand-held torch).

Quality




5/8 in (16 mm)

Maximum Quality Cutting Capacity

Good-quality cut achieved at lower speeds.

Sever



7/8 in (22 mm)

Sever Cut Capacity

Maximum cut achieved in ideal conditions.

FEATURES

BENEFITS

Wind Tunnel Technology™

Prevents abrasive dust and particles from damaging internal components.

Fan-On-Demand™

Cooling system only operates when needed. In dirty or dusty environments, this feature reduces the amount of airborne dust/dirt pulled through the unit.

Power Factor Correction (PFC) circuitry

Draws up to 30% less amperage for the same cutting range as compared to the competition. PFC expands operators work area via extension cord, while minimizing nuisance circuit breaker trips caused by voltage drops.

Enclosed gas/air filter/regulator

Provides added protection during transportation. Standard air connection on back provides easy gas or air hookup.

LVC™ line voltage compensation

Provides peak performance power under variable input voltage conditions (176–264 V) for steady and cleaner ending cuts.

Starts without high-frequency

Will not interfere with or damage controls or computers.

Compatible with engine-driven welders

Capable of cutting 3/8 to 5/8 in mild steel when powered by an engine-driven welder with a 240 V generator power outlet of 8 kW or more.

Hobart's 5/3/1 Warranty

No other manufacturer offers a better warranty than Hobart does. Power source is warranted for **3 years**, parts and labor. Original rectifier parts have a **5-year** warranty and the ICE torches have a **1-year** parts and labor warranty.

SPECIFICATIONS (SUBJECT TO CHANGE WITHOUT NOTICE.)



Rated Output	Max. Open-Circuit Voltage	Amps Input at Rated Output, 50/60 Hz, Single-Phase				Plasma Gas Flow/Pressure	Dimensions	Net Weight with torch	Ship Weight
		208 V	230 V	KVA	KW				
40 A at 140 VDC, 50% Duty Cycle	260 VDC	33	30	6.9	6.7	6 CFM (170 L/min) at 75 PSI (517 kPa)	H: 15¼ in (387 mm) W: 10⅝ in (264 mm) D: 17¼ in (438 mm)	60 lb (27 kg)	67.5 lb (30.6 kg)



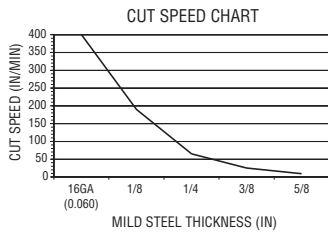
Hobart Welders An Illinois Tool Works Company

U.S. Distributor Sales Phone 920-735-4576 FAX 800-637-2315
 Hobart Retail Sales Phone 800-332-3281 FAX 937-332-4161
 Canadian Sales Phone 888-489-9353 FAX 519-421-0480
 International Sales Phone 920-735-4509 FAX 920-735-4125

Web Site www.HobartWelders.com



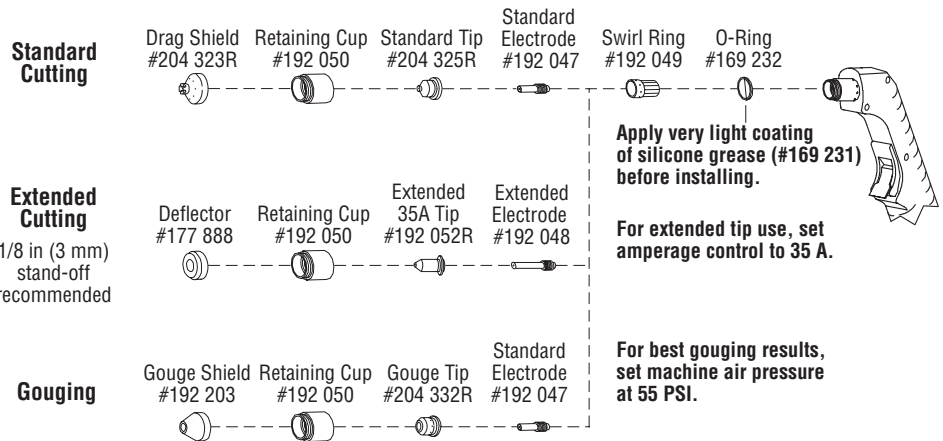
CUTTING PERFORMANCE



The cutting speed curve shows the recommended maximum cutting speed capabilities of the power source and torch for the mild steel of various thickness.

The best cut quality is achieved by cutting near the chart line. Cutting below the line (too slow) will result in excess dross. Cutting above the line (too fast) will cause blowback and lack of penetration.

TORCH CONSUMABLES (Order from Hobart Service Parts.)



ACCESSORIES

ICE-40C Replacement Torches

#195 110 25 ft (7.6 m) hand-held torch

#195 111 50 ft (15.2 m) hand-held torch



Full KVA Plug Kit #119 172

240 VAC, 50 amp plug (NEMA 14-50P) to fit full KVA receptacle with a minimum of 8 KVA generator power.



Plasma Standoff Roller Guide #194 883

Helps maintain recommended standoff distance to maximize cutting performance and improve tip life.



Plasma Circle-Cutting Guide #195 981

Cut straight lines or circles up to 12 in diameter with ease.



Suction/Magnetic Pivot Base #195 979

Add this to your cutting guide for convenient attachment to all flat surfaces. The extended arm accommodates holes up to 30 in diameter.




Motor Guard Air Filter #042 306

This filter is equipped with a mounting bracket that allows installation on the top, side, or rear panel of most plasma cutters. The filter is equipped with a 1/4 in NPT port to match the fittings on most plasma systems; it has a rated airflow of over 45 SCFM.



#30A Economy Running Gear and Cord Wrap #195 093

Economical running gear with angle for easy front panel access provides storage for gloves and tools.

 Certified by Canadian Standards Association to both Canadian and U.S. standards.

ORDERING INFORMATION AND SYSTEM CHECKLIST

Power Source	Stock No.	Description	Qty.	Price
AirForce 625	#500 493*	208/230 VAC, 50/60 Hz, w/ ICE-40C 25 ft (7.6 m) Hand-Held Torch		
UPC: #715959303507; Shipping Weight: 67.5 lb (30.6 kg); Carton Dimensions: 15 X 27-3/4 X 20-1/2 in; Pallet Qty: 6 Note: Shipping via UPS not recommended				
AirForce 625	#500 494*	208/230 VAC, 50/60 Hz, w/ ICE-40C 50 ft (15.2 m) Hand-Held Torch		
UPC: #715959303514; Shipping Weight: 63 lb (28.6 kg); Carton Dimensions: 15 X 27-3/4 X 20-1/2 in; Pallet Qty: 6 Note: Shipping via UPS not recommended				
Accessories				
Torch Consumables		See above		
Replacement Torch	#195 110 #195 111	25 ft (7.6 m) ICE-40C Hand-Held Torch 50 ft (15.2 m) ICE-40C Hand-Held Torch		
Full KVA Plug Kit	#119 172	Field		
Plasma Standoff Roller Guide	#194 883			
Plasma Circle-Cutting Guide	#195 981			
Suction/Magnetic Pivot Base	#195 979			
Motor Guard Air Filter	#042 306			
Replacement Filter Element	#042 312	Box of Four		
#30A Economy Running Gear and Cord Wrap	#195 093			

Date:

Total Quoted Price:

DISTRIBUTED BY:

HOBART

WELDERS