

Catalog Information

**2-WIRE
(L)**

**3-WIRE
(H)**

**WIDE 2-WIRE
(J)**

FINISHES



LTK-150

HTK-150

JTK-150

Black, or White

Product Features

1. **Aiming:** 90° degrees from vertical and 356° rotational.
2. **Compatible:** L, H, and J models in addition to fitting our own tracks are retrofitable to other manufacturers original tracks (consult factory for specific brand names).
3. **Special Application:** The J style head may be installed on any "J" style 2-circuit track with the addition of the J-CLIP.
4. **Lamping:** Removable baffle. Re-lamps from the front.
5. **Included:** J-200 halogen lamp supplied with fixture.
6. **Socket:** 78mm Ceramic double contact.
7. White fixture is only available with a black baffle.

Lamp Type	Wattage	Voltage
J-200-S	200 W	120V

Options/Accessories

Extensions available for "H" style 3-wire series track heads only. Available in 18", 24", 36" and 48" lengths. Specify H18, H24, H36 or H48 (in BK or WT).

Material

Die Cast Aluminum

Listing

UL, CUL Listed, New York City Approved.

W.A.C. reserves the right to change details that do not affect overall function and performance.



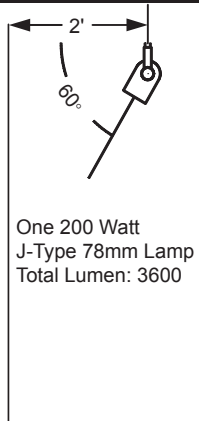
LINE VOLTAGE TRACK HEADS

MODEL 150



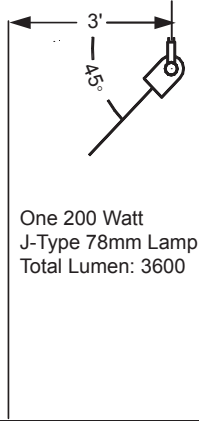
Key	In Feet
D	Distance To Fixture From Wall Or Floor
FC	Initial Footcandle Level At Center Of Beam
L	Beam Length (where candlepower drops to 50% of maximum)
W	Beam Width (where candlepower drops to 50% of maximum)
CBCP	Center Beam Candle Power

Track 2 Feet From Wall Single Fixture Performance Multiple Fixture Performance



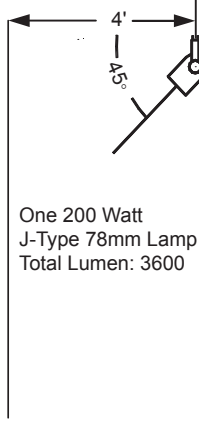
DISTANCE FROM CEILING	Single Fixture Performance						Multiple Fixture Performance								
	0'	1'	2'	3'	4'	5'	← 2' →		← 3' →		← 4' →				
1'	27	11	1	0	0	0	28	21	28	28	8	28	28	2	28
2'	48	28	9	1	0	0	59	55	59	51	33	51	51	20	51
3'	25	18	8	3	1	0	32	35	32	27	25	27	26	17	26
4'	11	9	5	3	1	0	16	18	16	14	14	14	12	11	12
5'	6	5	3	2	1	0	10	10	10	8	9	8	7	7	7
6'	3	3	2	1	1	1	6	6	6	5	5	5	5	5	5
7'	2	2	2	1	1	0	4	4	4	3	4	3	3	3	3
8'	1	1	1	1	1	0	3	3	3	3	3	3	2	2	2
9'	1	1	1	1	0	0	2	2	2	2	2	2	2	2	2

Track 3 Feet From Wall Single Fixture Performance Multiple Fixture Performance



DISTANCE FROM CEILING	Single Fixture Performance						Multiple Fixture Performance								
	0'	1'	2'	3'	4'	5'	← 2' →		← 3' →		← 4' →				
1'	42	27	12	3	1	0	51	53	51	41	32	41	40	22	40
2'	38	28	13	5	1	0	50	54	50	42	37	42	39	25	39
3'	23	18	11	5	2	1	32	34	32	26	27	26	23	20	23
4'	13	11	7	4	2	1	20	21	20	16	18	16	15	14	15
5'	8	7	5	3	2	1	13	14	13	11	12	11	10	10	10
6'	5	4	3	2	2	1	8	8	8	7	8	7	6	7	6
7'	3	3	2	2	1	1	5	5	5	5	5	5	4	5	4
8'	2	2	2	1	1	1	4	4	4	4	4	4	3	3	3
9'	1	1	1	1	1	1	3	3	3	2	2	2	2	2	2

Track 4 Feet From Wall Single Fixture Performance Multiple Fixture Performance



DISTANCE FROM CEILING	Single Fixture Performance						Multiple Fixture Performance								
	0'	1'	2'	3'	4'	5'	← 2' →		← 3' →		← 4' →				
1'	24	18	9	5	1	0	31	34	31	26	25	26	23	17	23
2'	25	20	11	6	2	1	34	38	34	30	28	30	25	20	25
3'	19	16	10	6	3	1	27	30	27	23	25	23	20	20	20
4'	13	11	8	5	3	1	19	20	19	16	17	16	14	15	14
5'	8	7	6	4	2	1	13	14	13	11	12	11	10	11	10
6'	6	5	4	3	2	1	9	9	9	8	9	8	7	8	7
7'	4	4	3	2	2	1	7	7	7	6	6	6	5	6	5
8'	3	3	2	2	1	1	5	5	5	5	5	5	4	4	4
9'	2	2	2	1	1	1	4	4	4	3	3	3	3	3	3