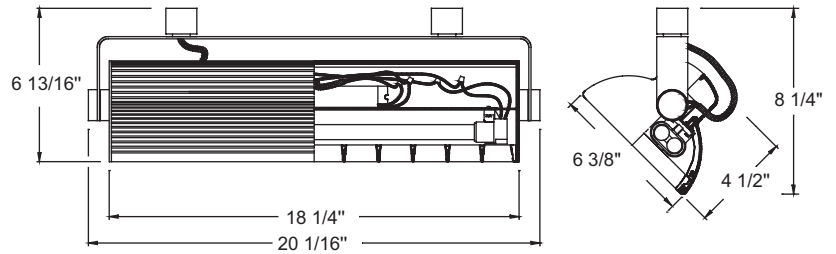





SPECIFICATION SHEET

COMPACT FLUORESCENT TRACK HEAD

MODEL W239E-HS



Catalog Information

2-WIRE (L)	3-WIRE (H)	WIDE 2-WIRE (J)	LAMP TYPE / WATT	FINISHES
			(2) 39W Biax®	Black, White
LTK-W239E-HS	HTK-W239E-HS	JTK-W239E-HS		

Product Features

- Description:** Wall wash compact fluorescent track fixture, employs two 39W* lamps, with built in electronic ballast. Fixture is not supplied with a louver.
- Lamp:** Houses two compact fluorescent Biax® lamps, not supplied.
- Aiming:** Permits 180° Vertical aiming.
- Ballast:** High power factor electronic.
- Compatible:** L, H, J and J2 track models in addition to fitting our own tracks, are retrofitable to other manufacturers original tracks (consult factory for specific brand names).
- Special Application:** The J style fixture may be installed on J2-style two circuit track with the addition of the J-CLIP.
- Socket:** 2G11 four pin base.

Options/Accessories

Aluminum louvers are available in Black (L239-BK), White (L239-WT), and Specular Clear (L239-CL).

Compact Fluorescent Brand Name Cross-Reference

GE	Osram/Sylvania	Philips
Biax®	Dulux® L	PL
F39/36BX	FT36DL	PL-L36W

Material

Extruded aluminum housing with specular aluminum reflector, and steel yoke.

Listings

UL, CUL Listed

W.A.C. reserves the right to change details that do not affect overall function and performance.

Engineering Data

Input Voltage	120V 50/60 Hz
Operating Input Power (W)	89W
Input Current (A)	0.80 Amp
Power Factor	0.93
Protection: Open Lamp / Shorted Lamp	Yes
Ballast Min. Starting Temp.	-20°F
Ballast Factor (%)	105%

* Watts and engineering data based on GE Biax® lamps



