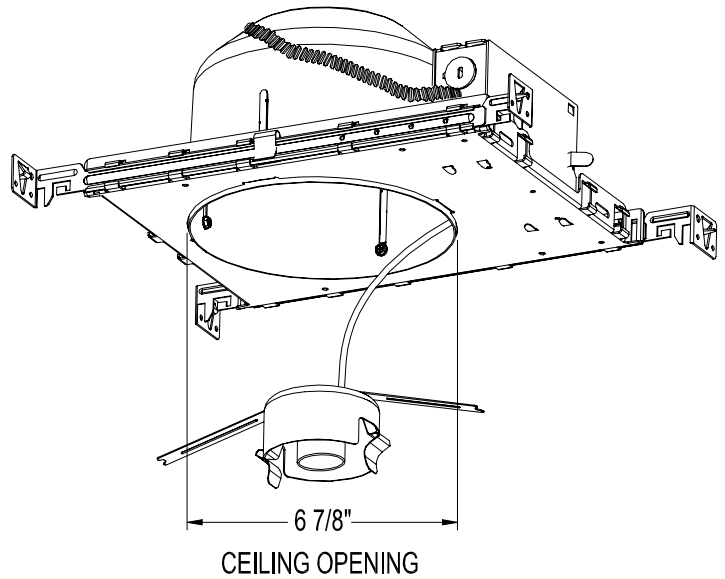


MODEL R6VI-S-ICA



Ordering information

R6VI	-	S	-	ICA
Series		Housing Depth		Options
R6VI Recessed 6 inch Vertical Incandescent		S - Shallow Depth Blank - Normal Depth		R - Remodel Housing Blank – New Construction ICA - Insulation Contact & Air Tight

Product Features

Application: New construction housing suitable for insulation contact. Complies with requirements for Washington State Energy Code (WESC) for air tight housings (when installed as instructed with option gasket kit "RGK"). Maximum 1 3/4 inch ceiling thickness.

J Box: Junction box is accessible from above or below the ceiling. Supplied with eight standard knockouts and four integral Romex® clamps. Spring loaded door, for easy access to wiring. Approved for through branch wiring.

Mounting: Supplied with hanger bars adjustable to 25". Bars have score lines and can be cut to accommodate 12" joist spans. Bars have notches for easy installation on T-bars. Hanger bars mount on all four sides.

Material: 20 gauge galvanized steel. Ceramic/ nickel-plated socket.

Listing

UL & CUL listed. Suitable for damp locations.




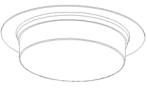
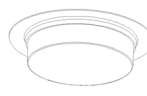
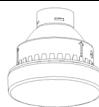

W.A.C. reserves the right to change details that do not affect overall function and performance.



SPECIFICATION SHEET

6" APERTURE HOUSING

MODEL R6VI-S-ICA

<p>R6VT-60-S-□□ Finishes: SC, SG Lamp: A19 60W, PAR30 75W</p>		<p>R6VT-61-S-□□ Finishes: WT Lamp: A19 60W, PAR30 75W</p>		<p>R6VT-62-S-□□ Finishes: BK, WT Lamp: A19 60W, PAR30 75W</p>	
<p>R6VT-63P-S-□□ Finishes: WT Lamp: A19 40W</p>		<p>R6VT-63G-S-□□ Finishes: WT Lamp: A19 40W</p>		<p>R6VT-64-S-□□ Finishes: WT Lamp: A19 40W</p>	
<p>R6VT-66-S-□□ Finishes: WT Lamp: PAR30 75W</p>					

Finish Key: BK-Black, SA-Satin Aluminum, SBK-Specular Black, SC-Specular Clear, SG-Specular Gold, WT-White
 All trims are white, finish choices refer to baffle or reflector color.
 *Trim finish is the same as the reflector.

