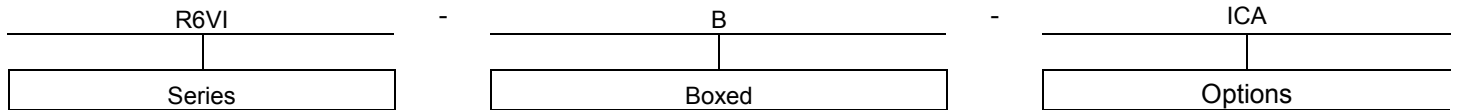


Ordering information



R6VI
 Recessed 6 inch
 Vertical
 Incandescent

B - Boxed

ICA - Insulation Contact & Air Tight

Product Features

Application: New construction housing suitable for insulation contact. Complies with requirements for Washington State Energy Code (WSEC) for air tight housings (when installed as instructed with optional gasket kit "RGK"). Maximum 1 inch ceiling thickness.

J Box: Junction box is accessible from above or below the ceiling. Supplied with eight standard knockouts and four integral Romex® clamps. Spring loaded door, for easy access to wiring. Approved for through branch wiring

Mounting: Supplied with hanger bars adjustable to 25" Bars have score lines and can be cut to accommodate 12" joist spans. Bars have notches for easy installation on T-bars. Hanger bars mount on all four sides.

Material: 20 gauge Galvanized steel. Ceramic/nickel plated socket



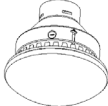


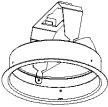




Listing

UL & CUL listed. Suitable for damp locations.

W.A.C. reserves the right to change details that do not affect overall function and performance.



MODEL R6VI-B-ICA

R6VT-21-□□ Finishes: SC, SG Lamp: A19 100W, PAR38 100W		R6VT-22-□□ Finishes: SC, SG Lamp: A19 100W		R6VT-24-□□* Finishes: SC, SG Lamp: A19 100W, PAR38 90W	
R6VT-26-□□ Finishes: WT Lamp: A19 60W, PAR38 90W		R6VT-27-□□ Finishes: SBK, SC, SG, WT Lamp: A19 75W, PAR30 75W PAR38 90W		R6VT-29-□□ Finishes: BK, WT Lamp: A19 60W PAR38 90W	
R6VT-32-□□ Finishes: BK, WT Lamp: PAR30 75W PAR38 90W		R6VT-33-□□ Finishes: SA, WT Lamp: A19 60W, PAR30 75W		R6VT-34-□□ Finishes: WT Lamp: A19 60W	
R6VT-35-□□ Finishes: WT Lamp: A19 60W		R6VT-36P-□□ Finishes: WT Lamp: A19 40W		R6VT-36G-□□ Finishes: WT Lamp: A19 40W	
R6VT-37-□□ Finishes: WT Lamp: A19 60W		R6VT-38-□□ Finishes: WT Lamp: A19 60W		R6VT-39-□□ Finishes: WT Lamp: A19 40W	
R6VT-41-□□ Finishes: BK, WT Lamp: PAR30 75W		R6VT-42-□□ Finishes: SBK, SC, SG Lamp: PAR30 75W		R6VT-43-□□ Finishes: BK, WT Lamp: PAR30 75W	
R6VT-49-□□ Finishes: SC, SG Lamp: PAR16 75W, PAR20 50W, PAR30 75W		R6VT-53-□□ Finishes: SBK, SC, SG Lamp: MR16 50W		R6VT-54-□□ Finishes: BK, WT Lamp: MR16 50W	
R6VT-55-□□ Finishes: WT Lamp: MR16 35W		R6VT-56-□□ Finishes: BK, WT Lamp: PAR30 75W		R6VT-58-□□ Finishes: BK, WT Lamp: PAR30 50W	
R6VT-59-□□ Finishes: BK, WT Lamp: PAR30 50W		R6VT-60-S-□□ Finishes: SC, SG Lamp: A19 60W, PAR30 75W		R6VT-61-S-□□ Finishes: WT Lamp: A19 60W, PAR30 75W	
R6VT-62-S-□□ Finishes: BK, WT Lamp: A19 60W, PAR30 75W		R6VT-63P-S-□□ Finishes: WT Lamp: A19 40W		R6VT-63G-S-□□ Finishes: WT Lamp: A19 40W	
R6VT-64-S-□□ Finishes: WT Lamp: A19 60W		R6VT-66-S-□□ Finishes: WT Lamp: PAR30 75W			

Finish Key: BK-Black, SA-Satin Aluminum, SBK-Specular Black, SC-Specular Clear, SG-Specular Gold, WT-White
All trims are white, finish choices refer to baffle or reflector color.

*Trim finish is the same as the reflector.

