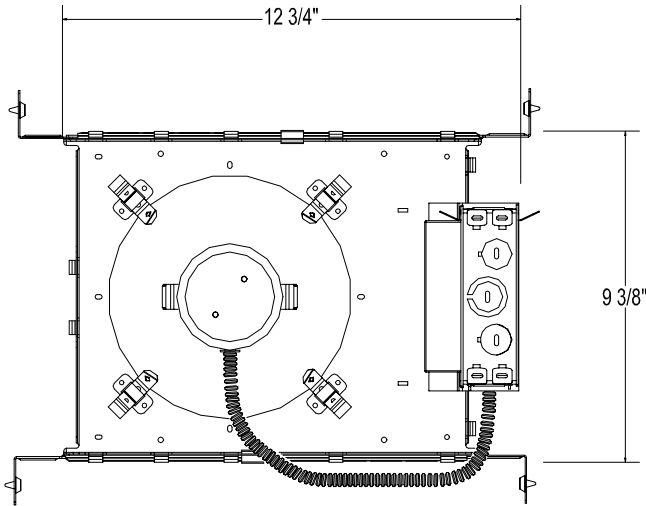
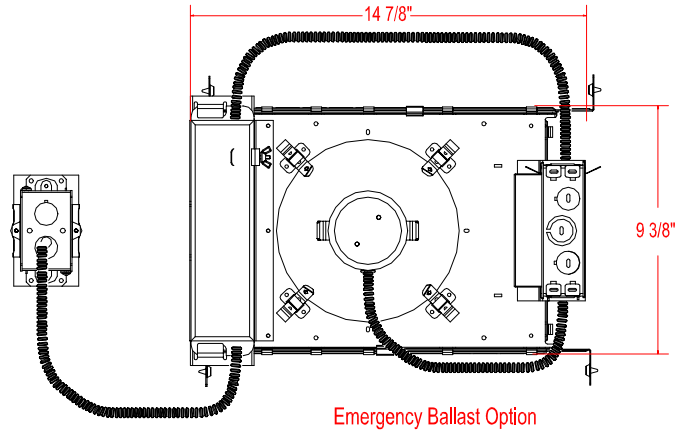


# SPECIFICATION SHEET

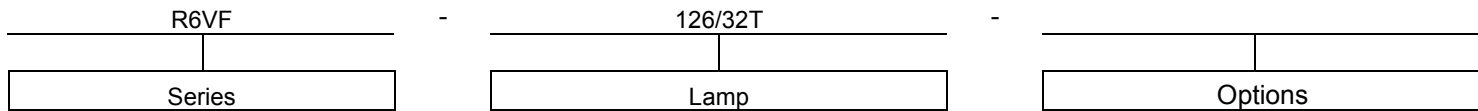
6" APERTURE



# MODEL R6VF-126/32T



## Ordering information



**R6VF**  
Recessed 6 inch  
Vertical  
Fluorescent

113Q – Single 13W Quad Lamp  
126/32T – Single 26W or 32W  
Tri-Tube Lamp

EM - Emergency Ballast

## Product Features

**Application:** New construction housing frame in kit. Requires 3" minimum clearance from insulation. Maximum 1 inch ceiling thickness.

**J Box:** Junction box is accessible from above or below the ceiling. Supplied with eight standard knockouts and four integral Romex® clamps. Spring loaded door, for easy access to wiring. Approved for through branch wiring

**Mounting:** Supplied with hanger bars adjustable to 25" Bars have score lines and can be cut to accommodate 12" joist spans. Bars have notches for easy installation on T-bars. Hanger bars mount on all four sides.

**Ceiling Opening:** 6 7/8"

**Material:** 20 gauge Galvanized steel. 4 pin GX24Q-3 socket.

**Ballast:** Supplied with Class P, thermally protected electronic ballast, universal voltage 120 to 277 volts, 50/60 Hz.

Greater than 95% power factor.

Class A sound rating.

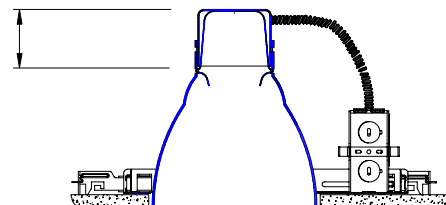
End of life protection, non-dimming type ballast.

**Options:** Available with Emergency Ballast – specify EM suffix in model number.

## Listing

UL & CUL listed. Suitable for damp locations.

W.A.C. reserves the right to change details that do not affect overall function and performance.










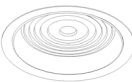




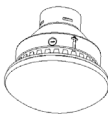



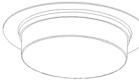


Socket cup adds a maximum of 2 1/8" to the height of the trim when used with frame in kits.



**SPECIFICATION SHEET**

**6" APERTURE HOUSING**

**MODEL R6VF-126/32T**

<p>R6VT-21-□□                  Finishes: SC, SG  <b>Lamp:</b> Tri-Tube 26/32W                  GX24Q-3</p>		<p>R6VT-22-□□                  Finishes: SC, SG  <b>Lamp:</b> Tri-Tube 26/32W                  GX24Q-3</p>		<p>R6VT-26-□□                  Finishes: WT  <b>Lamp:</b> Tri-Tube 26/32W                  GX24Q-3</p>	
<p>R6VT-27-□□                  Finishes: SBK, SC, SG,                  WT  <b>Lamp:</b> Tri-Tube 26/32W                  GX24Q-3</p>		<p>R6VT-29-□□                  Finishes: BK, WT  <b>Lamp:</b> Tri-Tube 26/32W                  GX24Q-3</p>		<p>R6VT-32-□□                  Finishes: BK, WT  <b>Lamp:</b> Tri-Tube 26/32W                  GX24Q-3</p>	
<p>R6VT-33-□□                  Finishes: SA, WT  <b>Lamp:</b> Tri-Tube 26/32W                  GX24Q-3</p>		<p>R6VT-34-□□                  Finishes: WT  <b>Lamp:</b> Tri-Tube 26/32W                  GX24Q-3</p>		<p>R6VT-35-□□                  Finishes: WT  <b>Lamp:</b> Tri-Tube 26/32W                  GX24Q-3</p>	
<p>R6VT-36P-□□                  Finishes: WT  <b>Lamp:</b> Tri-Tube 26/32W                  GX24Q-3</p>		<p>R6VT-36G-□□                  Finishes: WT  <b>Lamp:</b> Tri-Tube 26/32W                  GX24Q-3</p>		<p>R6VT-37-□□                  Finishes: WT  <b>Lamp:</b> Tri-Tube 26/32W                  GX24Q-3</p>	
<p>R6VT-38-□□                  Finishes: WT  <b>Lamp:</b> Tri-Tube 26/32W                  GX24Q-3</p>		<p>R6VT-39-□□                  Finishes: WT  <b>Lamp:</b> Tri-Tube 26/32W                  GX24Q-3</p>		<p>R6VT-58-□□                  Finishes: BK, WT  <b>Lamp:</b> Tri-Tube 26/32W                  GX24Q-3</p>	
<p>R6VT-59-□□                  Finishes: BK, WT  <b>Lamp:</b> Tri-Tube 26/32W                  GX24Q-3</p>		<p>R6VT-63P-S-□□                  Finishes: WT  <b>Lamp:</b> Tri-Tube 26/32W                  GX24Q-3</p>		<p>R6VT-63G-S-□□                  Finishes: WT  <b>Lamp:</b> Tri-Tube 26/32W                  GX24Q-3</p>	
<p>R6VT-64-S-□□                  Finishes: WT  <b>Lamp:</b> Tri-Tube 26/32W                  GX24Q-3</p>					

Finish Key: BK-Black, SA-Satin Aluminum, SBK-Specular Black, SC-Specular Clear, SG-Specular Gold, WT-White  
 All trims are white, finish choices refer to baffle or reflector color.

\*Trim finish is the same as the reflector.

