

To be specified:

Sensor Toilet Flush Valve

- Complete Set, Nickel Chrome Plated Finish
 - TEU1LN12#CP (3/4" V.B.) - Left and Right Rough
 - TEU1LN22#CP (1-1/4" V.B.) - Left and Right Rough
- Complete set supplied with:
 - Vacuum Breaker & Angle Stop Set - VB9CP-12
 - 3/4" Angle Stop - 10077t4
 - 3/4" Vacuum Breaker - 10075t2
 - Spud Nut & Escutcheon - 71051Nt5
 - Sweat Solder Kit - TH559EDVJSJ
 - Vacuum Breaker & Angle Stop Set - VB9CP-22
 - 3/4" Angle Stop - 10077t4
 - 1-1/4" Vacuum Breaker - 10075t5
 - Spud Nut & Escutcheon - 71051Nt5
 - Sweat Solder Kit - TH559EDVJSJ
- Valve only, Nickel Chrome Plated Finish
 - TEU1LN#CP - Left and Right Rough

Z-4000-J - Adapter for Ground Joint Angle Stops

Meets the American Disabilities Act Guidelines and ANSI A117.1 requirements for people with disabilities.



TEU1LN22#CP

AUTOMATIC FLUSHING SYSTEM

TOTO, the world leader in advanced plumbing systems, provides sensor operated flush valves for facilities demanding the finest sanitation equipment for busy restrooms. "Hands-free" technology effectively reduces unsanitary conditions from unflushed fixtures.

SELF-GENERATING POWER SYSTEM

TOTO's new technology of automatic generator flush valves offer easy installation without the cost and downtime required to install power supplies and wiring for each valve. **A hydro-powered turbine charges the power supply during usage eliminating the need for a battery replacement or consumption of external power for up to 10 years.**

SUPERIOR PISTON VALVE

TOTO's piston valve technology is a marked improvement over traditional rubber diaphragm type valves. Longer piston travel and SELF-CLEANING 360° debris screen reduce common problems such as continuous running and flooding. The piston seat itself will not warp or mis-seal thus, significantly reducing repair and maintenance costs. A micro-porous cup seal keeps the piston self-lubricated upon each activation with the incoming water supply.

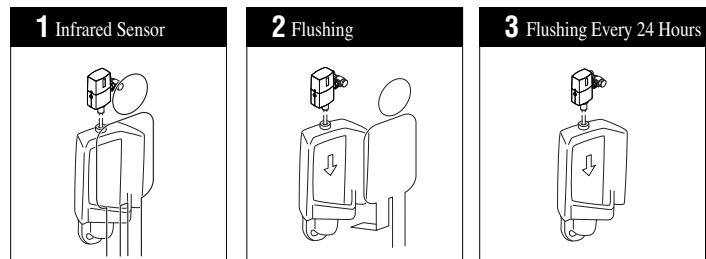
NEUTRAL ROUGH-IN

TOTO's sensor flush valve has neutral rough-in, it can be used as right or left rough-in with no modification.

FUZZY LOGIC MICROPROCESSOR

"Fuzzy logic" controlled flushing offers the ultimate water conservation without sacrificing performance. The new TOTO urinal flush valves utilize a fuzzy logic control microprocessor with measures the duration and frequency of use, and flushes an appropriate volume (less than 0.5 gpf). In facilities with periods of frequent use, water conservation is maximized with the use of fuzzy logic technology.

OPERATING PROCEDURE A sanitary environment without using the hands.



The infrared sensor detects a user standing in front of the urinal within 2 ft (600mm).

When the user stays in place longer than 6 seconds then moves away, the controller sends a signal to the operating unit to automatically trip the flush valve.

If urinal is not used, the system automatically flushes every 24 hours as a maintenance and hygienic precaution.




For optimal performance, we recommend using our 0.5 gpf HEU flushometers in

conjunction with our 0.5 gpf HEU commercial urinals.

TOTO'S ECOPOWER® FLUSH VALVES™

Sensor High Efficiency Urinal (HEU) Flush Valve, Exposed - 0.5 GPF

SPECIFICATIONS

Product	TEU1LN#CP- Valve Only, Left and Right Rough, Chrome Plated Finish TEU1LN12#CP- Complete Set (3/4" V.B.), Left and Right Rough, Chrome Plated Finish TEU1LN22#CP- Complete Set (1-1/4" V.B.), Left and Right Rough, Chrome Plated Finish
Power supply	Hydro-Power Charge , 10 years based on 2,000 cycles per month (Backup battery: 4 years at 4,000 cycles per month without recharging)
Supply water pressure	15 psi - 125 psi*
Water supply pipe	3/4" NPT
Discharge quantity	Factory setting at 0.5 GPF/2.4 LPF
Ambient temperature	32°-104°F (0°-40°C)
Trap seal protection	Automatic flushing once every twelve (12) hours, if not used
Detection time	Factory setting at six (6) seconds minimum
Detection range	Self-adjusting to environment
Warranty	Limited three (3) year warranty on all component parts. Details available upon request.
Listings	 A.S.S.E. 1037

These dimensions and specifications are subject to change without notice.

*Water pressures over 80 psi are not recommended for most plumbing fixtures.

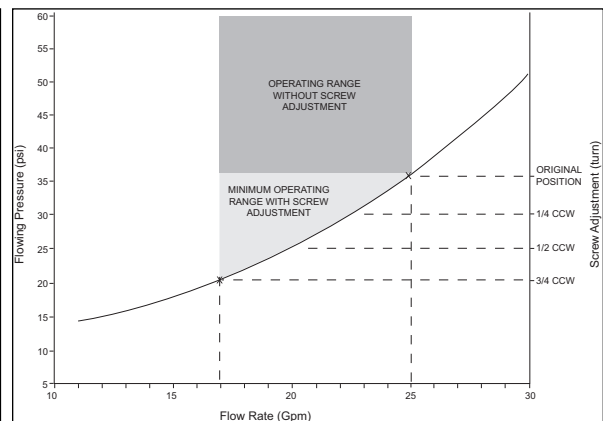
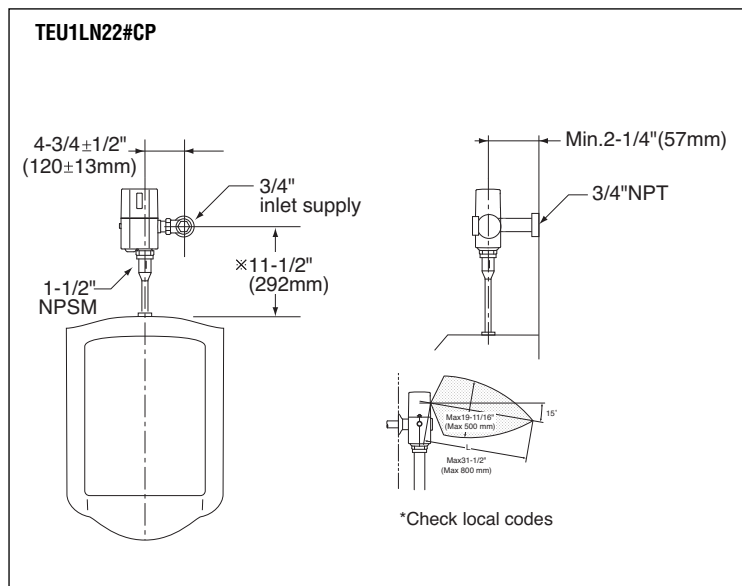
U.S. Patent Pending

SUGGESTED ENGINEERING SPECIFICATION:

TOTO Model No. _____
Automatic infrared sensor activated, piston urinal flush valve.
Heavy-duty zinc die cast cover with nickel chrome finish.
Vandal resistant hex head screws. Automatic sensor adjustment
on installation. Manual override button. Piston valve and

solenoid with self-cleaning mechanism. Automatic flush every twelve hours if not used. Angle stop and vacuum breaker included with accessories. Through the use of TOTO's EcoPower® Flush Valves, using the valve 2000 times a month will fully recharge the valve for up to 10 years.


DIAGRAM:



TOTO®

TOTO U.S.A., INC. • 1155 Southern Road, Morrow, GA 30260
Tel. (888) 295-8134 • Fax. (770) 282-8701 • www.totousa.com

Printed in U.S.A. © TOTO LTD. 10/07 #H80155

Printed on recycled paper 

REV 10/07