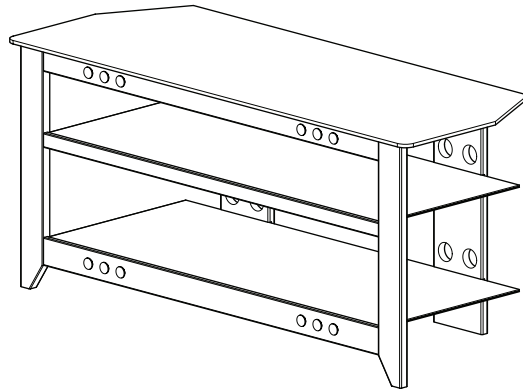


SANUS SYSTEMS

NFV249

(6901-300185 <01>)



- EN** Thank you for choosing Sanus Systems Natural Furniture. The NFV249 component stand is designed to house components weighing up to 68 kg (150 lbs) on the top shelf, 27 kg (60 lbs) on the middle shelf, and 36 kg (80 lbs) on the bottom shelf.

CAUTION

Do not use this product for any purpose not explicitly specified by Sanus Systems. Improper assembly may cause property damage or personal injury. If you do not understand these directions, or have doubts about the safety of the assembly, contact Sanus Systems Customer Service or call a qualified contractor. Sanus Systems is not liable for damage or injury caused by incorrect assembly or use.

- ES** Gracias por elegir el mueble Natural de Sanus Systems. El pedestal de componente NFV249 está diseñado para sostener componentes con un peso de hasta 68 kg (150 lb) en el estante superior, 27 kg (60 lb) en el estante central y 36 kg (80 lb) en el estante inferior.

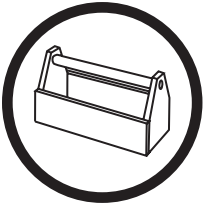
ADVERTENCIA

No utilice este producto para fines no especificados explícitamente por Sanus Systems. El armado incorrecto podría ocasionar daños o lesiones graves. Si no entiende estas instrucciones o tiene alguna duda con respecto a la seguridad del armado, comuníquese con el Servicio de atención al cliente de Sanus Systems o llame a un contratista calificado. Sanus Systems no será responsable por daños ni lesiones debidos al armado o uso incorrectos.

- FR** Nous vous remercions d'avoir choisi le mobilier Naturel de Sanus Systems. Le pied du composant NFA249 est conçu pour recevoir les composants pesant au plus 68 kg (50 lb) sur l'étagère du haut, 27 kg (60 lb) sur celle du milieu et 36 kg (80 lb) sur celle du bas.

ADVERTISSEMENT

Ne pas utiliser ce produit à des fins autres que celles expressément spécifiées par Sanus Systems. Une installation incorrecte peut entraîner des dommages matériels ou des blessures graves. Si vous ne comprenez pas ces instructions ou si vous avez un doute quant à la sécurité de cette installation, veuillez faire appel à un technicien qualifié ou communiquez avec le service clientèle Sanus. Sanus Systems ne pourra être tenu responsable de dommages ou de blessures dus à un assemblage ou un usage incorrect.



EN Supplied Parts and Hardware

Before starting assembly, verify all parts are included and undamaged. If any parts are missing or damaged, do not return the item to your dealer; contact Sanus Systems Customer Service. Never use damaged parts!



WARNING

This product contains small items that could be a choking hazard if swallowed. Keep these items away from young children!

ES Piezas y Materiales Suministrados

Antes de iniciar el ensamblaje, comprobar que se encuentran incluidas y en buenas condiciones todas las piezas. Si falta o está deteriorada alguna pieza, no devuelva el artículo a su concesionario; póngase en contacto con el servicio de atención al cliente de Sanus Systems. ¡No utilice nunca piezas deterioradas!



ATENCIÓN

Este producto contiene piezas de pequeño tamaño que podrían significar un peligro al ser ingeridas. Mantener fuera del alcance de los niños pequeños.

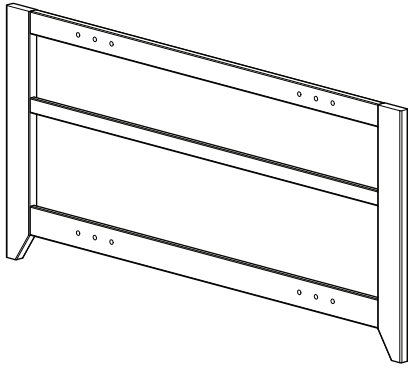
FR Pièces et matériel fournis

Avant de commencer l'assemblage, assurez-vous que toutes les pièces sont présentes et qu'elles ne sont pas endommagées. Si une pièce est manquante ou endommagée, contactez le service Clientèle de Sanus Systems. Ne retournez pas les pièces endommagées à votre revendeur. N'utilisez jamais de pièces endommagées !



AVERTISSEMENT

Ce produit contient des composants de petite taille susceptibles de provoquer un étouffement eu cas d'ingestion. Éloignez ces composants d'enfants en bas âge !



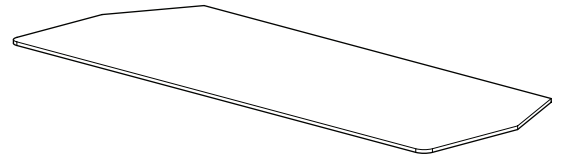
[01] x 1



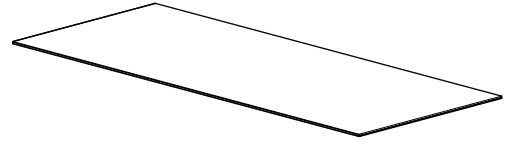
[02] x 2



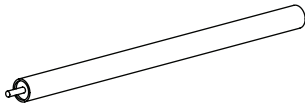
[03] x 2



[04] x 1



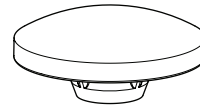
[05] x 2



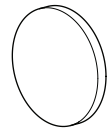
[06] x 12



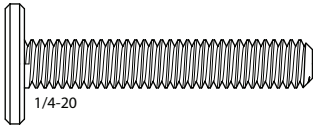
[07] x 1



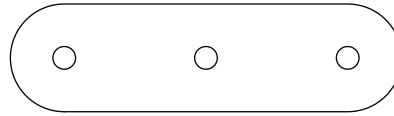
[08] x 12



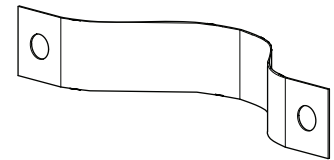
[09] x 6



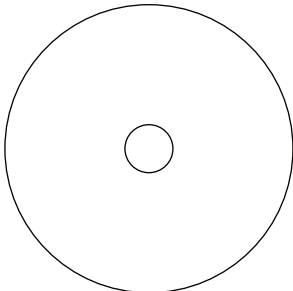
[10] x 12



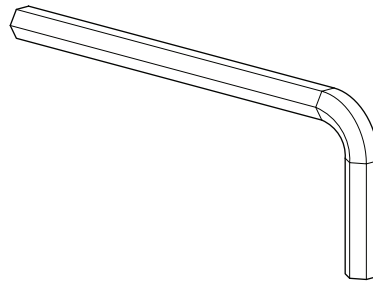
[11] x 8



[12] x 4

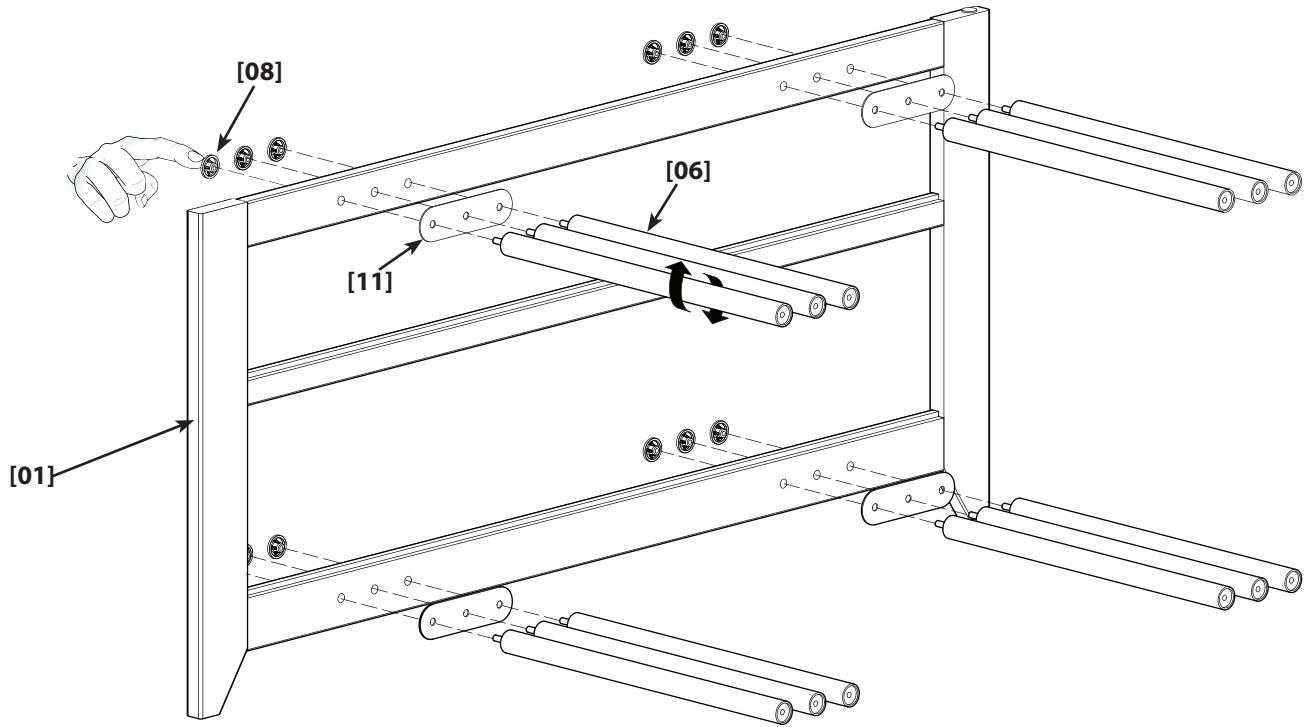


[13] x 4

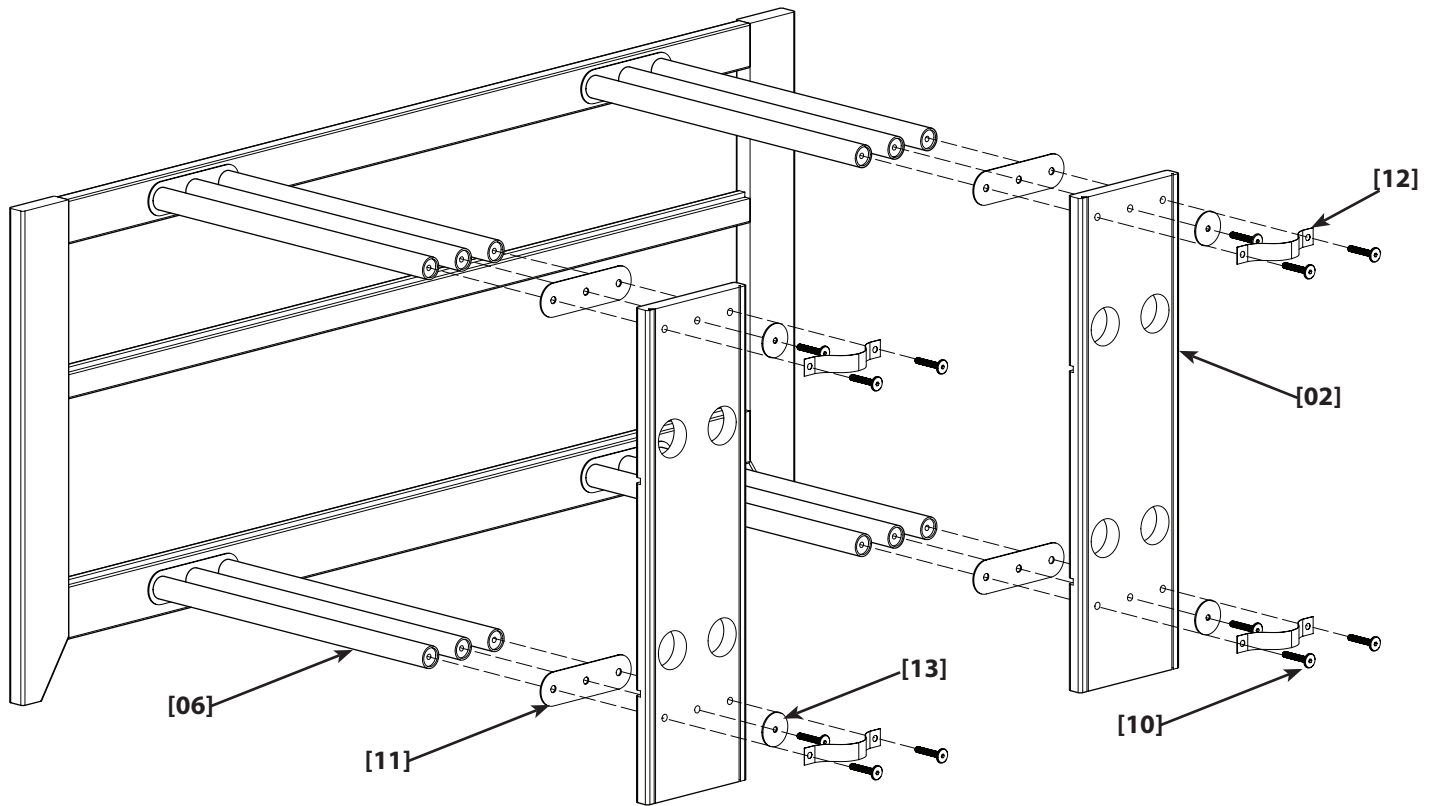


[14] x 1

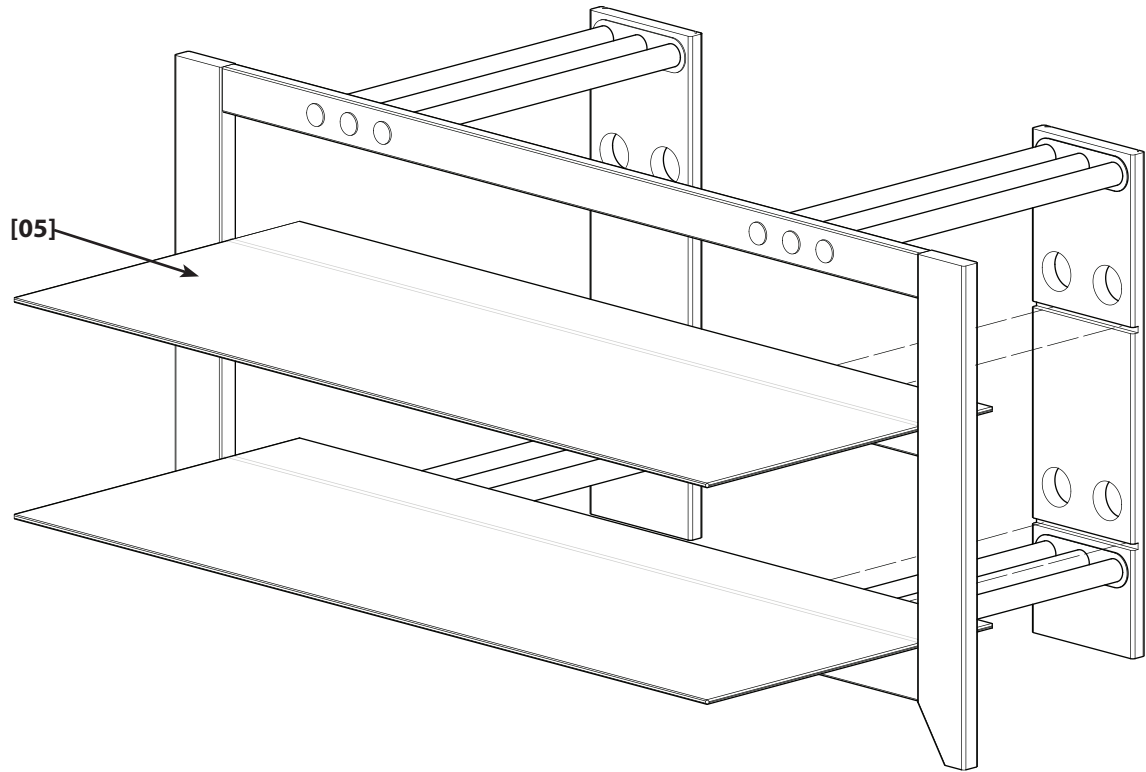
1



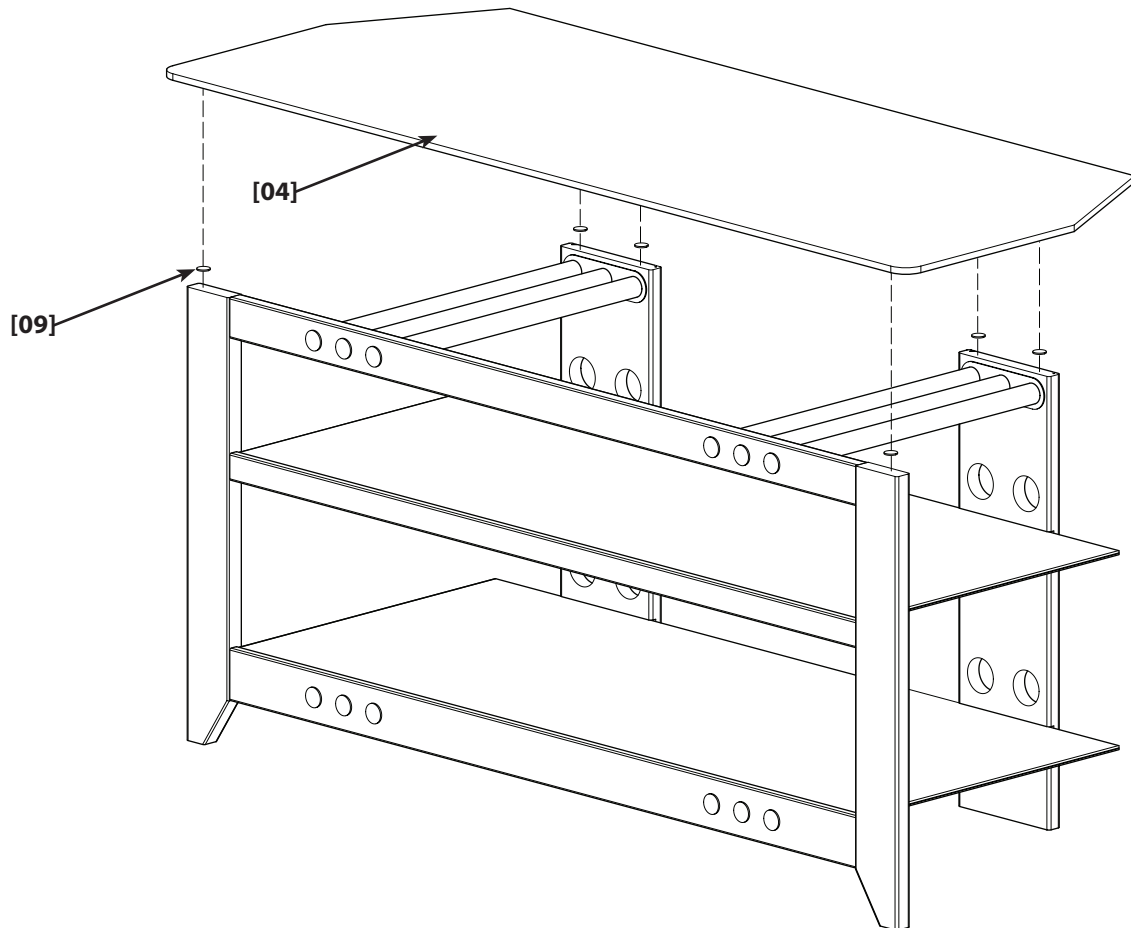
2



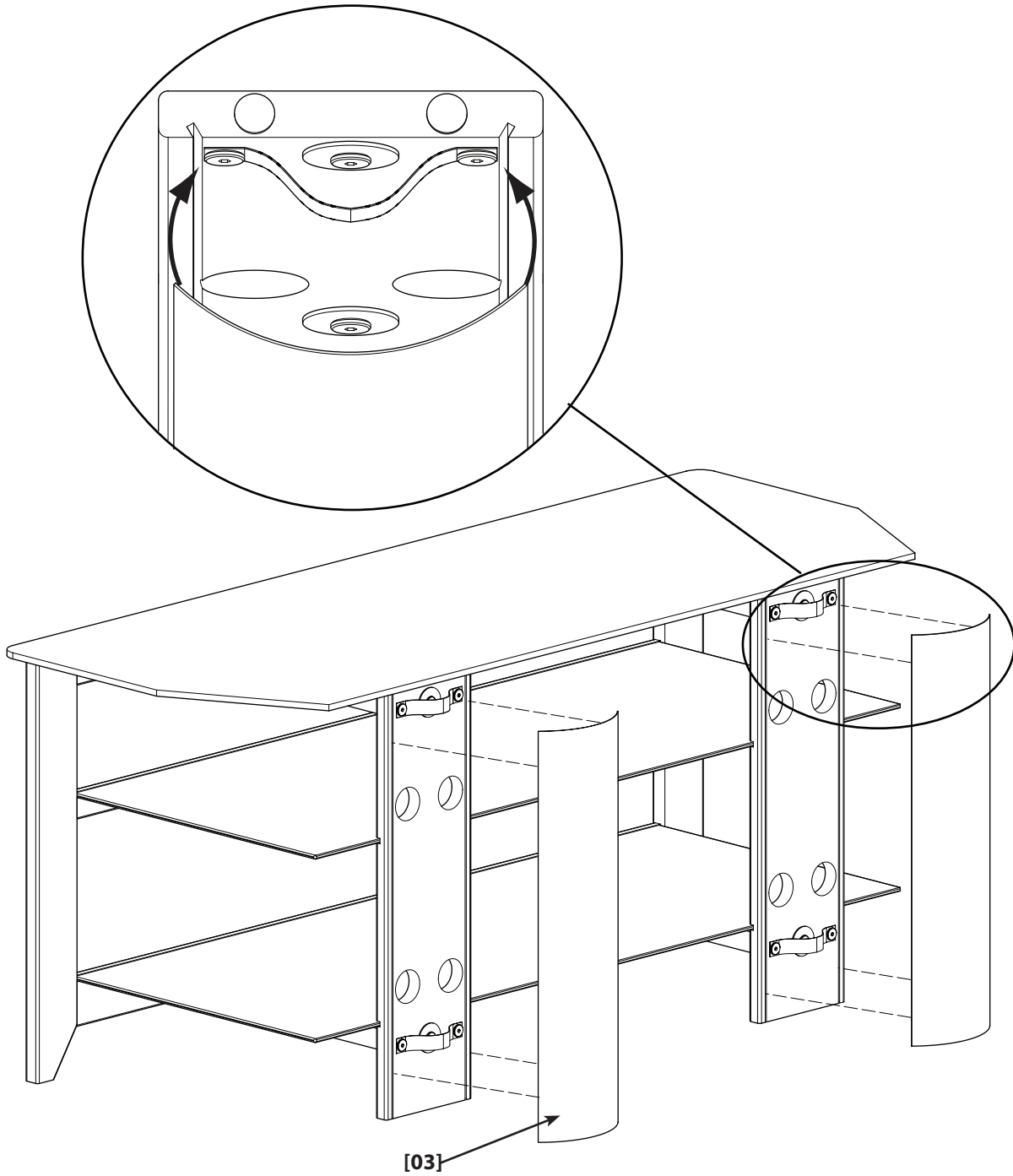
3



4



5



EN CSAV, Inc. and its affiliated corporations and subsidiaries (collectively, "CSAV"), intend to make this manual accurate and complete. However, CSAV makes no claim that the information contained herein covers all details, conditions, or variations. Nor does it provide for every possible contingency in connection with the installation or use of this product. The information contained in this document is subject to change without notice or obligation of any kind. CSAV makes no representation of warranty, expressed or implied, regarding the information contained herein. CSAV assumes no responsibility for accuracy, completeness or sufficiency of the information contained in this document.