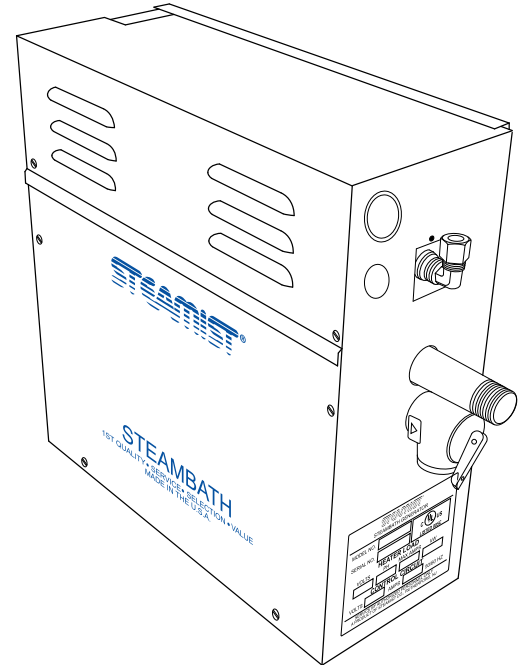


Features:

- 5 years parts warranty - 2 years labor warranty
- Generator typically can be installed up to 25 ft from the bathing area
- Diagnostic LED Displays
- Stainless-Steel Construction
- Solid-State Circuitry

Codes/Standards:

- UL 499
- UL/CUL Listed
- City of LA - Approved
- City of New York - M.E.A. Approved



Steam Generator Specification Chart

Model Number	Product Number	KW Rating	Max. Cu. Ft. Range *	Volts/Phase/Max. Amps	Wire Size 90°C Copper AWG	Line Fuse	Dimensions L x W x H
SM-7	7000	7	210	240/1/29	8	40	15" x 6" x 15.5"
	7001			208/1/34	8	45	

* Refer to sizing guidelines to accurately determine the proper size generator for the installation.

Required Equipment:

TC-110, TC-135, DSC-425, or DSP Controls

Required Electrical Service:

Dedicated circuit required: See Specification Chart for proper electrical requirements

Product Information:

Dedicated circuit required: See Specification Chart for proper electrical requirements

- Water Supply - 3/8" Compression Fitting
- Steam Line - 3/4" Brass BPT male thread
- Pressure Relief Valve - 3/4" NPT female thread
- Drain Line - None required (Auto-Drain - special order from factory)

Generator:

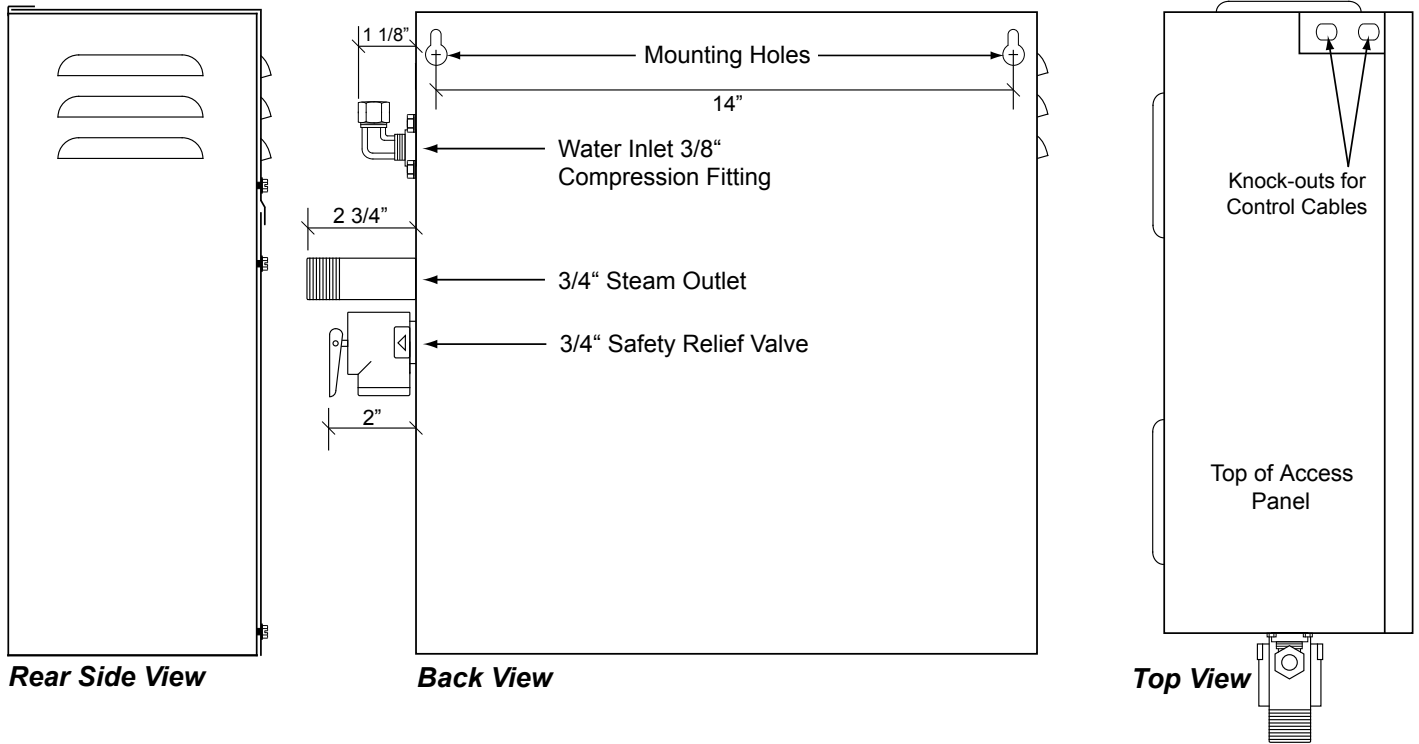
Weight - 34 lbs.

Installation Notes:

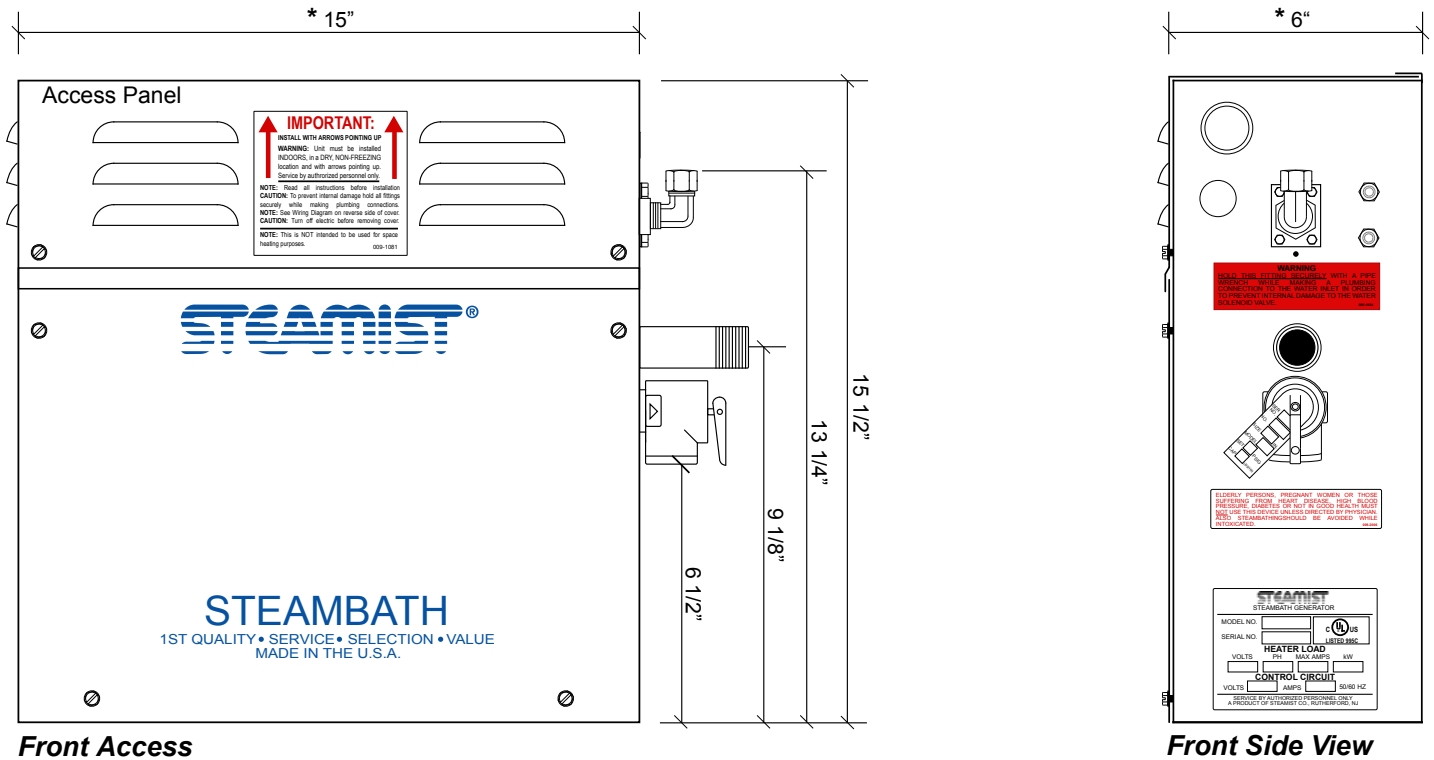
- Steam Generators can be typically mounted within 25ft of the bathing area.
- Steam Generators should be accessible for service.
- Do not install generators outside, in moist, humid area or in an area where parts may freeze or corrode.
- Steamhead to be mounted 18" above floor or 6" above rim of tub and as far from the seating area as possible.

Rough-In Notes:

Access: 21"W x 18"D x 22"H (28"W with Auto-Drain)



* Add 1/4" to the dimension for the louvres



East Coast Office: 275 Veterans Blvd., Rutherford, NJ 07070 • **Phone:** (800) 577-6478 • **Fax:** (201) 933-0746

West Coast Office: 315 West Pondera Street Suite F Lancaster, CA 93534 • **Phone:** (800) 355-6478 • **Fax:** (661) 940-1617