

PASSENGER NOTES AND ADVISORIES

Checkthrough™ Bags have been designed and rigorously tested to meet all technical requirements established by federal security authorities for “checkpoint-friendly” laptop bags. This bag may be permitted through US airport screening without removing the laptop, as provided for by TSA (Transportation Safety Administration) security protocols.


It is required that the laptop be alone in the Checkthrough™ compartment. Putting anything alongside, above, or below the laptop in this compartment will significantly increase the likelihood of a delay or secondary inspection.

In all instances, authorities reserve the right to inspect any bag, or to require removal of any contents, before or after screening, or to conduct any secondary inspections deemed necessary. The TSA mandates that no manufacturer may guarantee otherwise. For more information on this or any other travel security issues, visit www.tsa.gov. For more information on Checkthrough™ bags, visit www.checkthrough.com.

© SKOوبا DESIGN • PATENTS PENDING

skooba[®]
DESIGN

465 Paul Road
Rochester, NY 14624 USA
Phone: 585.697.3444
Fax: 585.697.3447
www.skoobadesign.com
Made in China



Checkthrough[™]

Checkpoint-Friendly Laptop Bag

skooba

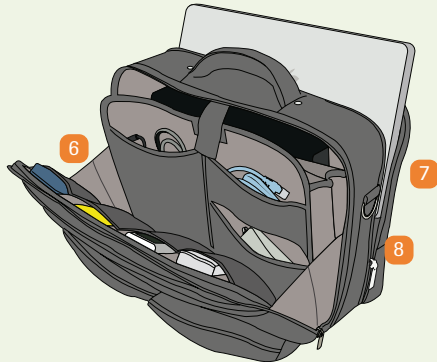
IMPORTANT PASSENGER INFORMATION

Please read and understand the features and operation of this equipment.

Key features of this Checkthrough™ laptop bag



- 1 “Ultra-comfort” handle makes the bag a pleasure to carry
- 2 Doc-pocket™ compartment puts passport and other documents right where you need them
- 3 Pop-out ID holder retracts into bag, so it won't get lost or torn off
- 4 Dual front cargo pockets with inner compartments for stowing metal objects, allowable liquid bag, etc.
- 5 Durable, zippered liquid bottle holder included



- 6 Large, gusseted front compartment with multiple pockets, organizers and file divider panel.
- 7 Rear trolley strap (not visible) secures bag to rolling luggage handle
- 8 Rear zipper allows instant access to laptop

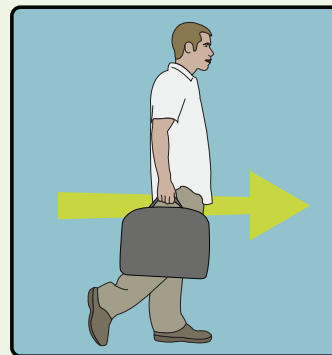
Security Procedures



- 1 Open center Checkthrough™ zipper



- 2 Unfold bag with window facing up and towards X-ray



- 3 Retrieve bag after screening, fold and zip up at your convenience (bag is fully secure whether Checkthrough™ zipper is open or closed)