

Parts List

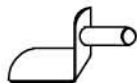
Shelf Glass



(A)

2 pcs

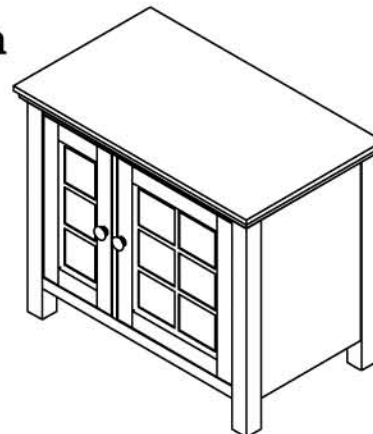
Shelf Pins



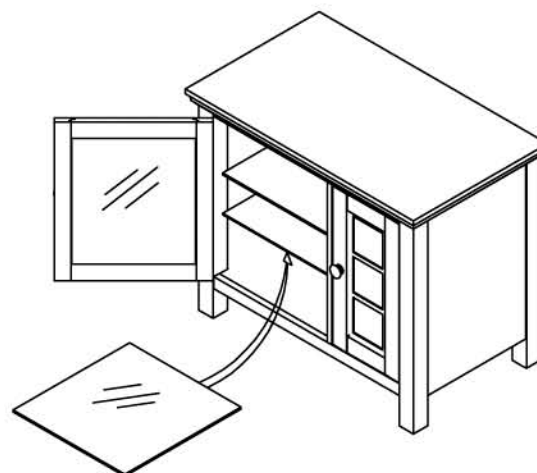
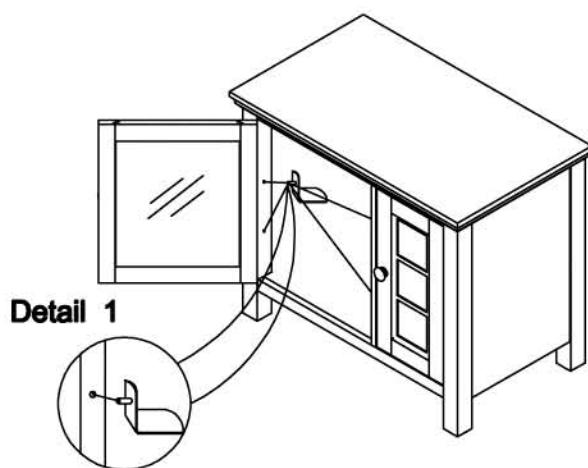
(B)

8 pcs

1238-B-S TV Media



Be sure to check all packing material carefully for small parts, which may have come loose inside the carton during shipment.



ASSEMBLY STEPS :

1. Insert the Shelf Pins into the holes in the Side Panels, as Detail 1.
2. Place the Glass Shelves on the shelf brackets.
3. There are levelers located underneath the Front Legs and can be adjusted to compensate for uneven flooring if necessary.