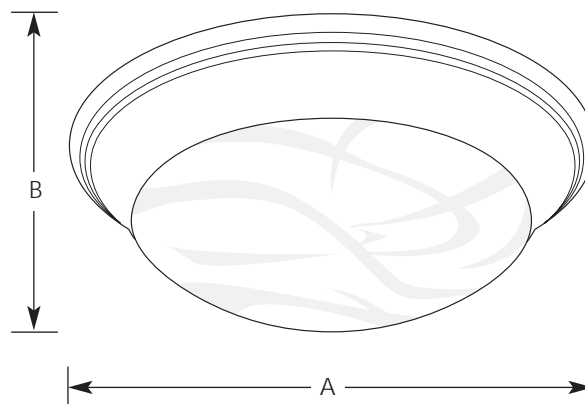


	Type									
	-04	-06	-09	-10	-15	-27	-30	-33	-44	
P3688	<input type="checkbox"/>	<input type="checkbox"/>	<input type="checkbox"/>	<input type="checkbox"/>	<input type="checkbox"/>	<input type="checkbox"/>	<input type="checkbox"/>	<input type="checkbox"/>	<input type="checkbox"/>	<input type="checkbox"/>
P3689	<input type="checkbox"/>	<input type="checkbox"/>	<input type="checkbox"/>	<input type="checkbox"/>	<input type="checkbox"/>	<input type="checkbox"/>	<input type="checkbox"/>	<input type="checkbox"/>	<input type="checkbox"/>	<input type="checkbox"/>

Catalog No.	Finish					Lamping	Dimensions (Inches)	
	Platinum Pearl Mist	Nickel	Brushed Nickel	Polished Brass	Polished Chrome		A	B
P3688	-04	-06	-09	-10	-15	1 (m) 60w	11-1/2	3-3/4
P3689	-04	-06	-09	-10	-15	2 (m) 60w	14	4-3/4

Catalog No.	Finish				Lamping	Dimensions (Inches)	
	Golden Umber	White	Cobble-Stone	Oxford Silver		A	B
P3688	-27	-30	-33	-44	1 (m) 60w	11-1/2	3-3/4
P3689	-27	-30	-33	-44	2 (m) 60w	14	4-3/4



**Specifications:**

General

- Steel construction
- (-04), (-27), (-33) & (-44) Hand-painted finish
- (-04), (-27), (-30), (-33), & (-44) are painted finishes
- (-06), (-09) Brushed with clear lacquer finish
- Plated (-10) Polished Brass, (-15) Polished Chrome finish
- (-09) & (-27) match finishes on Century Collection
- (-33) & (-44) match finishes on Bedford Collection
- Etched alabaster style glass
- Glass twist-locks into pan for easy relamping
- No exposed fasteners
- Stamped ceiling pan with ribbed details
- Companion fixtures: any style with matching finishes

Mounting

- Flush ceiling mount
- Covers outlet box
- Mounting strap for outlet box included
- Twist-lock glass

Electrical

- Ceramic medium based sockets
- Pre-wired

Labeling

- UL CUL damp location listed

# P3688

## BEDFORD - FLUSH MOUNT

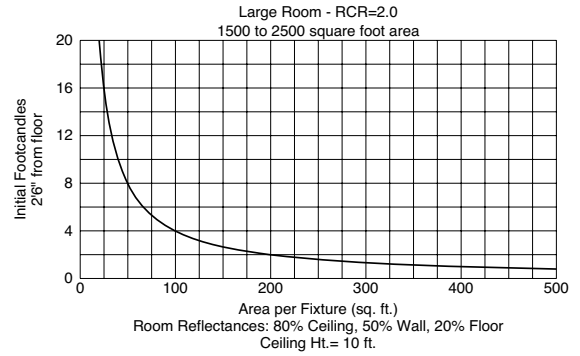
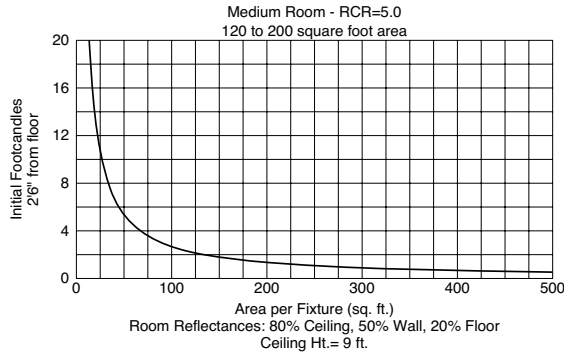
Report No. 2000009

No. Lamps: 1 Type Lamp: 60A19-GE Total Lumens: 865

Fixture Efficiency: 54.3%

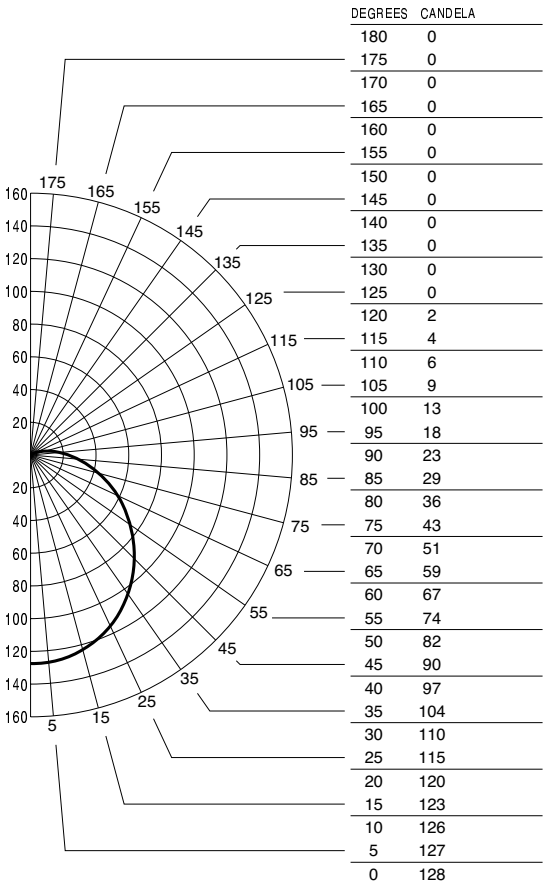
S/MH Ratio: 1.3

### Quick Calculator Charts



#### DISTRIBUTION CURVE

#### INTENSITY DATA



### Single Fixture Data

Ceiling Ht. (Ft.)	10% Values		Zero Degrees	50% Values	
	Beam Angle - 112			Beam Angle - 65	
	Ft.-C	Beam Dia.	Ft.-C	Ft.-C	Beam Dia.
8	0.4	16	4.2	2.1	7
10	0.2	22	2.3	1.1	10
12	0.1	28	1.4	0.7	12
14	0.1	34	1.0	0.5	15
16	0.1	40	0.7	0.3	17

Ft.-C (Footcandles) are initial and measured 2'-6" from floor

#### ZONAL CAVITY COEFFICIENTS OF UTILIZATION

Effective Floor Cavity Reflectance 0.20

RC	Effective Floor Cavity Reflectance 0.20																		
	70																		
	80				50				30				10				0		
RW	70	50	30	10	70	50	30	10	50	30	10	50	30	10	50	30	10	0	
0	64	64	64	64	62	62	62	62	58	58	58	55	55	55	52	52	52	50	
1	57	54	51	48	55	52	49	47	49	47	45	46	44	43	43	42	41	39	
2	51	46	42	38	49	45	41	37	42	39	36	40	37	34	37	35	33	32	
3	46	40	35	31	45	39	34	31	37	33	30	34	31	29	33	30	28	26	
4	42	35	30	26	41	34	29	26	32	28	25	31	27	24	29	26	23	22	
5	39	31	26	22	37	30	26	22	29	25	21	27	24	21	26	23	20	19	
6	36	28	23	19	34	27	23	19	26	22	19	25	21	18	23	20	18	16	
7	33	25	20	17	32	25	20	17	24	19	16	22	19	16	21	18	16	14	
8	31	23	18	15	30	23	18	15	22	17	15	21	17	14	20	16	14	13	
9	29	21	17	13	28	21	16	13	20	16	13	19	15	13	18	15	12	11	
10	27	20	15	12	26	19	15	12	18	14	12	17	14	12	17	14	11	10	

# P3689

## BEDFORD - FLUSH MOUNT

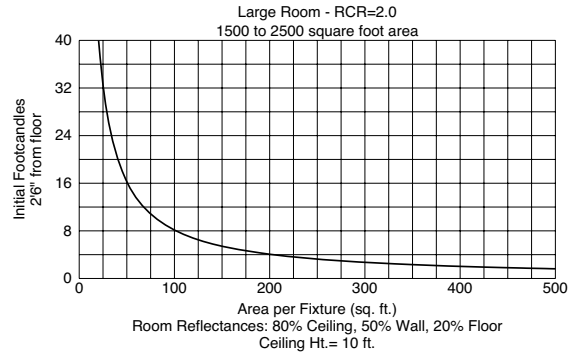
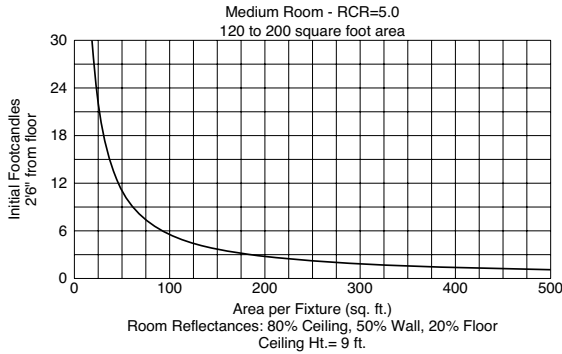
Report No. 2000010

No. Lamps: 2 Type Lamp: 60A19-GE Total Lumens: 1730

Fixture Efficiency: 55.0%

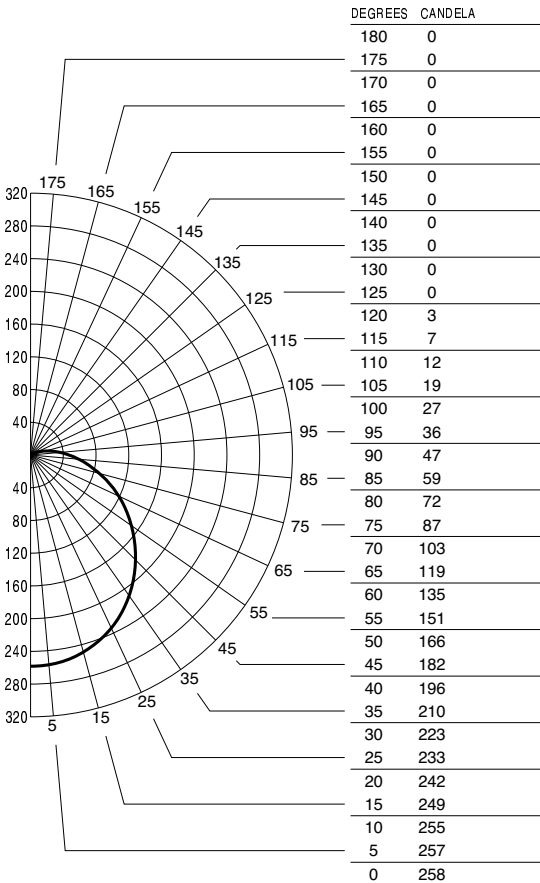
S/MH Ratio: 1.3

### Quick Calculator Charts



#### DISTRIBUTION CURVE

#### INTENSITY DATA



### Single Fixture Data

Ceiling Ht. (Ft.)	10% Values		Zero Degrees	50% Values	
	Beam Angle - 112			Beam Angle - 65	
	Ft.-C	Beam Dia.	Ft.-C	Ft.-C	Beam Dia.
8	0.9	16	8.5	4.3	7
10	0.5	22	4.6	2.3	10
12	0.3	28	2.9	1.4	12
14	0.2	34	2.0	1.0	15
16	0.1	40	1.4	0.7	17

Ft.-C (Footcandles) are initial and measured 2'-6" from floor

#### ZONAL CAVITY COEFFICIENTS OF UTILIZATION

Effective Floor Cavity Reflectance 0.20

RC	Effective Floor Cavity Reflectance 0.20																							
	80				70				50				30				10				0			
	70	50	30	10	70	50	30	10	50	30	10	50	30	10	50	30	10	50	30	10	50	30	10	
0	65	65	65	65	63	63	63	63	59	59	59	56	56	56	53	53	53	51						
1	57	54	51	49	56	53	50	48	49	47	45	47	45	43	44	43	41	40						
2	52	47	42	39	50	45	41	38	43	39	36	40	37	35	38	36	34	32						
3	47	40	36	32	45	39	35	31	37	33	30	35	32	29	33	30	28	26						
4	43	36	30	26	41	35	30	26	33	29	25	31	27	24	29	26	24	22						
5	39	32	26	23	38	31	26	22	29	25	22	28	24	21	26	23	20	19						
6	36	28	23	20	35	28	23	19	26	22	19	25	21	18	24	20	18	17						
7	33	26	21	17	32	25	20	17	24	20	17	23	19	16	22	18	16	15						
8	31	23	19	15	30	23	18	15	22	18	15	21	17	14	20	17	14	13						
9	29	21	17	14	28	21	17	13	20	16	13	19	16	13	18	15	13	12						
10	27	20	15	12	26	19	15	12	18	15	12	18	14	12	17	14	11	10						