



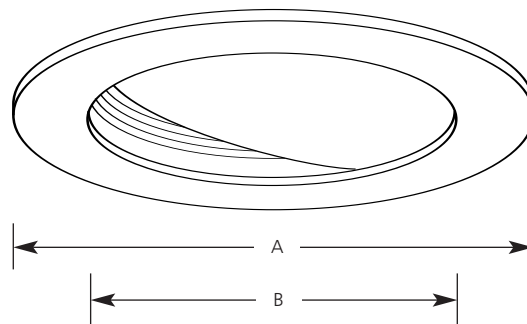
Incandescent

**6" Wall Washer
IC & Non-IC**

Recessed

Type _____
 -28 -31
 P8052

Catalog No.	Finish		Dimensions (Inches)	
	White	Black	A	B
P8052	-28	-31	7-3/4	5



Lamp Wattage

Housing	IC	Non-IC
P87-AT	N/A	60A19
P87-ATQC	N/A	60A19
P187-TG	N/A	60A19
P821-AT	40A19	40A19
P821-FB, P821-FBFC	N/A	60A19

Specifications:

Flange

- Bright white powdered painted metal flange
- No light leaks around trim flange
- Covers irregular ceiling openings

Trim

- Built -in bracket to accept Trim-Lok spring
- Trim-Lok action forces trim to fit snugly against the ceiling
- Socket mounts to trim for optimum performance and consistent lamp position
- Bright white powdered painted eyelid
- Half parabolic aluminum reflector for optimum wall wash

Options

- White baffle - specify "28" after catalog number
- Black baffle - specify "31" after catalog number

Labels

- UL-CUL damp location listed

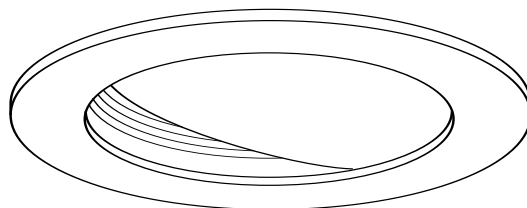
Progress Lighting
 Post Office Box 5704
 Spartanburg, South Carolina
 29304-5704

www.progresslighting.com
 Patent# 5,758,974, 5,758,975

Report No. 98112

No. Lamps: 1 Type: 60w A19 Lumens: 860

Reflectances: 80% Ceil., 50% Wall, 20% Floor


INITIAL FOOTCANDLE READINGS
Two Feet from Wall

Dist. from Ceiling	Two Foot Centers		Three Foot Centers		
	Fixture	Fixture	Fixture	Fixture	Fixture
1	5.5	5.5	4.4	3.9	4.4
2	5.4	5.4	4.3	4.0	4.3
3	3.9	3.9	3.1	3.0	3.1
4	2.6	2.6	2.2	2.1	2.2
5	1.8	1.8	1.6	1.5	1.6
6	1.4	1.4	1.3	1.2	1.3
7	1.1	1.1	1.0	1.0	1.0
8	0.9	0.9	0.8	0.8	0.8
9	0.8	0.8	0.7	0.7	0.7

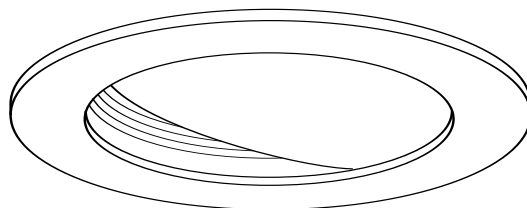
Three Feet from Wall

Dist. from Ceiling	Three Foot Centers			Four Foot Centers		
	Fixture	Fixture	Fixture	Fixture	Fixture	Fixture
1	2.7	2.6	2.7	2.4	2.1	2.4
2	2.9	2.7	2.9	2.6	2.3	2.6
3	2.9	2.8	2.9	2.5	2.4	2.5
4	2.4	2.3	2.4	2.1	2.1	2.1
5	1.9	1.9	1.9	1.7	1.6	1.7
6	1.5	1.5	1.5	1.4	1.3	1.4
7	1.2	1.2	1.2	1.1	1.1	1.1
8	1.1	1.0	1.1	1.0	0.9	1.0
9	0.9	0.8	0.9	0.8	0.8	0.8

Report No. 98111

No. Lamps: 1 Type: 60w A19 Lumens: 860

Reflectances: 80% Ceil., 50% Wall, 20% Floor



INITIAL FOOTCANDLE READINGS

Two Feet from Wall

Dist. from Ceiling	Two Foot Centers		Three Foot Centers		
	Fixture	Fixture	Fixture	Fixture	Fixture
1	3.0	3.0	2.5	2.0	2.5
2	3.4	3.4	2.7	2.4	2.7
3	2.5	2.5	1.9	1.9	1.9
4	1.7	1.7	1.4	1.4	1.4
5	1.2	1.2	1.1	1.0	1.1
6	0.9	0.9	0.8	0.8	0.8
7	0.7	0.7	0.6	0.6	0.6
8	0.6	0.6	0.5	0.5	0.5
9	0.5	0.5	0.5	0.5	0.5

Three Feet from Wall

Dist. from Ceiling	Three Foot Centers			Four Foot Centers		
	Fixture	Fixture	Fixture	Fixture	Fixture	Fixture
1	1.7	1.6	1.7	1.5	1.4	1.5
2	1.7	1.5	1.7	1.5	1.3	1.5
3	1.8	1.8	1.8	1.5	1.5	1.5
4	1.6	1.5	1.6	1.3	1.3	1.3
5	1.2	1.2	1.2	1.1	1.0	1.1
6	1.0	0.9	1.0	0.9	0.8	0.9
7	0.8	0.8	0.8	0.7	0.7	0.7
8	0.6	0.6	0.6	0.6	0.6	0.6
9	0.6	0.5	0.6	0.5	0.5	0.5



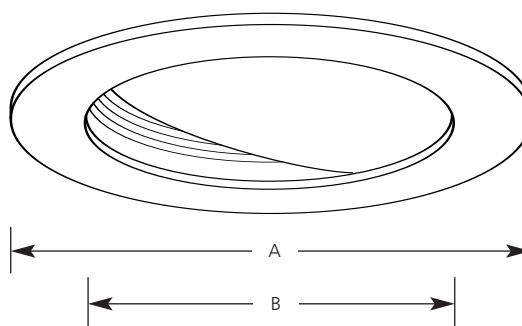
Compact Fluorescent

**6" Wall Washer
Single Lamp
IC & Non-IC**

Recessed

Type _____
 -28 -31
 P8052

Catalog No.	Finish		Dimensions (Inches)	
	White	Black	A	B
P8052	-28	-31	7-3/4	5



Lamp Wattage

Housing	IC	Non-IC
P83-AT	13w 4-pin Quad/Triple-tube CF	13w 4-pin Quad/Triple-tube CF
P83-ICAT	13w 4-pin Quad/Triple-tube CF	13w 4-pin Quad/Triple-tube CF
P88-ICAT	18w 4-pin Quad/Triple-tube CF	18w 4-pin Quad/Triple-tube CF
P183-EB	13w 4-pin Triple-tube CF	13w 4-pin Triple-tube CF
P83-26ICAT	26w 4-pin Triple-tube CF	26w 4-pin Triple-tube CF
P62-FB	N/A	26 or 32w 4-pin Triple-tube CF

Specifications:

Flange

- Bright white powdered painted metal flange
- No light leaks around trim flange
- Covers irregular ceiling openings

Trim

- Built -in bracket to accept Trim-Lok spring
- Trim-Lok action forces trim to fit snugly against the ceiling
- Socket mounts to trim for optimum performance and consistent lamp position
- Bright white powdered painted eyelid
- Half parabolic aluminum reflector for optimum wall wash

Options

- White baffle - specify "28" after catalog number
- Black baffle - specify "31" after catalog number

Lamps

- Maximum overall length cannot exceed 5.5" (5-1/2")
- Available are: GE-F26TBX, Phillips PLT26, Sylvania CF26 or 32DT, or Progress 7808-01 (26w)

Labels

- UL-CUL damp location listed

Progress Lighting
 Post Office Box 5704
 Spartanburg, South Carolina
 29304-5704

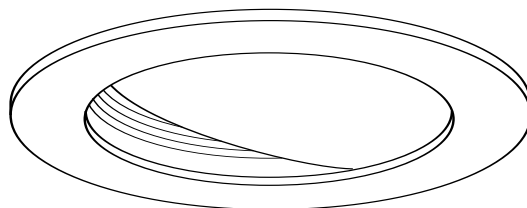
www.progresslighting.com
 Patent# 5,758,974, 5,758,975

6" Scoop Wall Washer

Report No. 98038

No. Lamps: 1 Type: 13w Quad CF Lumens: 860

Reflectances: 80% Ceil., 50% Wall, 20% Floor



INITIAL FOOTCANDLE READINGS

Two Feet from Wall

Dist. from Ceiling	Two Foot Centers		Three Foot Centers		
	Fixture	Fixture	Fixture	Fixture	Fixture
1	2.5	2.5	2.1	1.8	2.1
2	3.0	3.0	2.4	2.2	2.4
3	2.4	2.4	2.0	1.9	2.0
4	1.7	1.7	1.5	1.5	1.5
5	1.3	1.3	1.2	1.1	1.2
6	1.0	1.0	0.9	0.9	0.9
7	0.8	0.8	0.8	0.8	0.8
8	0.7	0.7	0.7	0.7	0.7
9	0.6	0.6	0.6	0.6	0.6

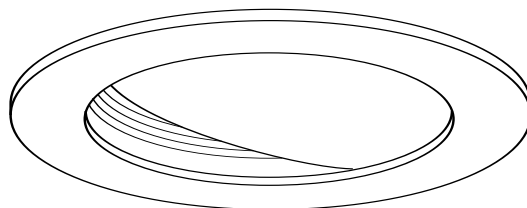
Three Feet from Wall

Dist. from Ceiling	Three Foot Centers			Four Foot Centers		
	Fixture	Fixture	Fixture	Fixture	Fixture	Fixture
1	1.1	1.1	1.1	1.1	1.0	1.1
2	1.6	1.6	1.6	1.5	1.4	1.5
3	1.7	1.7	1.7	1.5	1.5	1.5
4	1.6	1.5	1.6	1.4	1.4	1.4
5	1.3	1.3	1.3	1.2	1.1	1.2
6	1.1	1.1	1.1	1.0	1.0	1.0
7	0.9	0.9	0.9	0.8	0.8	0.8
8	0.8	0.8	0.8	0.7	0.7	0.7
9	0.7	0.6	0.7	0.6	0.6	0.6

Report No. 98039

No. Lamps: 1 Type: 13w Quad CF Lumens: 860

Reflectances: 80% Ceil., 50% Wall, 20% Floor



INITIAL FOOTCANDLE READINGS

Two Feet from Wall

Dist. from Ceiling	Two Foot Centers		Three Foot Centers		
	Fixture	Fixture	Fixture	Fixture	
1	0.6	0.6	0.6	0.6	0.6
2	0.6	0.6	0.6	0.6	0.6
3	0.6	0.6	0.6	0.6	0.6
4	0.5	0.5	0.5	0.5	0.5
5	0.5	0.5	0.5	0.5	0.5
6	0.4	0.4	0.4	0.4	0.4
7	0.4	0.4	0.4	0.4	0.4
8	0.4	0.4	0.4	0.4	0.4
9	0.3	0.3	0.3	0.3	0.3

Three Feet from Wall

Dist. from Ceiling	Three Foot Centers			Four Foot Centers	
	Fixture	Fixture	Fixture	Fixture	Fixture
1	0.5	0.5	0.5	0.5	0.5
2	0.5	0.5	0.5	0.5	0.5
3	0.5	0.5	0.5	0.5	0.5
4	0.5	0.5	0.5	0.5	0.5
5	0.5	0.5	0.5	0.4	0.4
6	0.4	0.4	0.4	0.4	0.4
7	0.4	0.4	0.4	0.4	0.4
8	0.4	0.4	0.4	0.3	0.3
9	0.3	0.3	0.3	0.3	0.3