




**ASSEMBLY INSTRUCTIONS (VJ)**  
**MODEL NO. 429-394**

Made in Vietnam

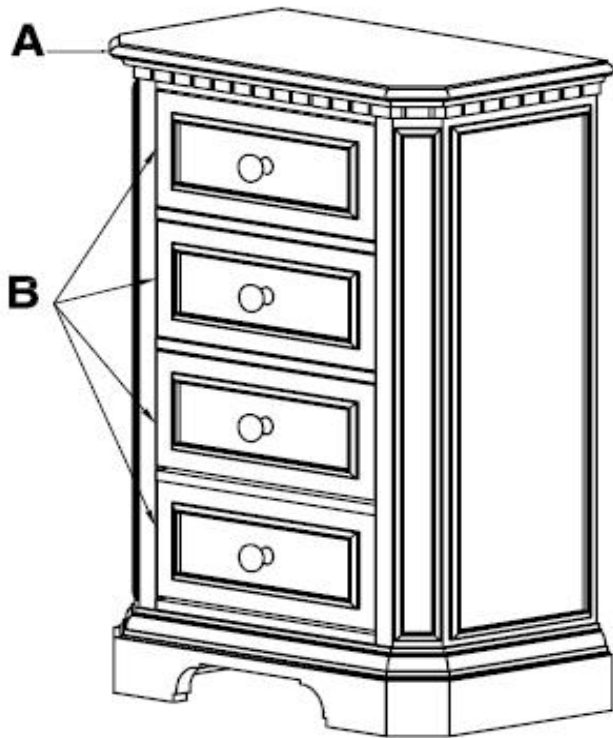
Thank you for purchasing this quality product. Be sure to check all packing material carefully for small parts which may have come loose inside the carton during shipment. Separate, identify, and count all parts and metal hardware. Compare with parts list and hardware illustrations to be sure all parts are present. If any parts are missing or damaged, phone, fax, or mail to Customer Service Department. For efficient and speedy service, please indicate the model number and code letter of part (s) needed

**ATTENTION: SOME NUMBERED PARTS LISTED ON THE INSTRUCTION SHEET MAY NOT BE IN PARTS BAG AS THEY MAY ALREADY BE ASSEMBLED. CAREFULLY CHECK PARTS AND PACKING MATERIALS PRIOR TO ORDERING REPLACEMENTS**

Tool Required : Phillips Screwdriver (not included)



## PARTS



A - CURIO  
B - DRAWERS (4)

## HARDWARE



C  
(2 PIECES)



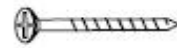
D  
(2 PIECES)



E  
(2 PIECES)



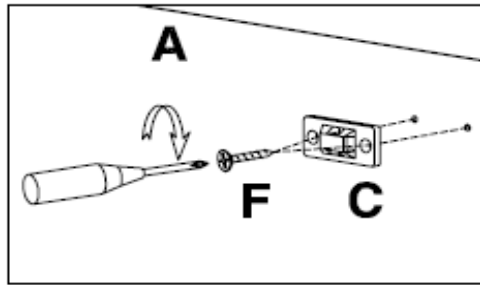
F  
(2 PIECES)



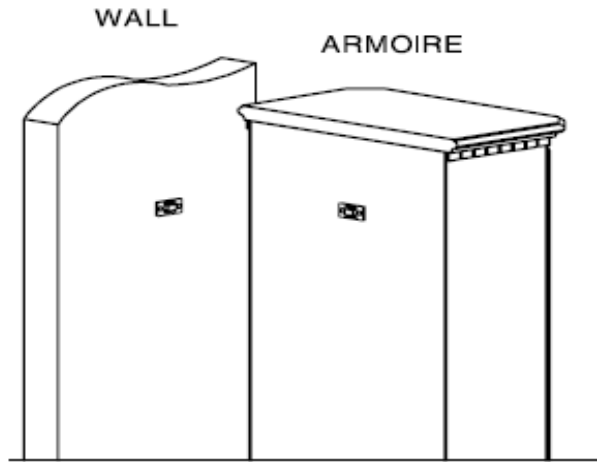
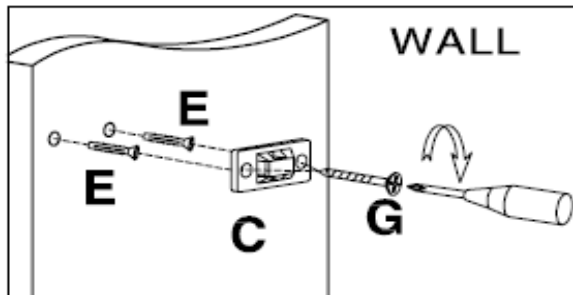
G  
(2 PIECES)

# TO PREVENT TIP OVER, ATTACH UNIT TO A WALL

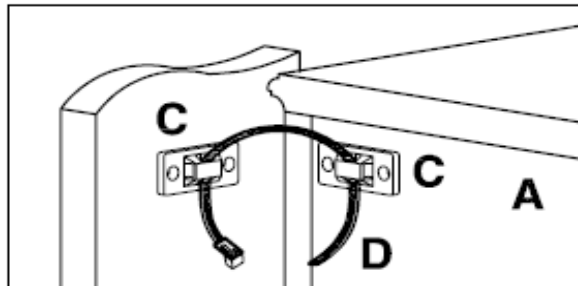
## STEP 1



## STEP 2



## STEP 3



**IF YOU HAVE A PROBLEM, WE WANT TO HAVE THE OPPORTUNITY TO MAKE IT RIGHT !**

Should there be any missing or defective part(s),

**Fax this form to (310) 841-0842**

or call Customer Service at (800) 622 4456 or (310) 204-2224  
Have your model number and part code letter handy.

**MODEL NO. 429-394**

© 2007 POWELL

Part letter	Description	Quantity

Name \_\_\_\_\_

Address \_\_\_\_\_

Daytime Phone (        ) \_\_\_\_\_

Reason for replacement \_\_\_\_\_

Place of purchase \_\_\_\_\_