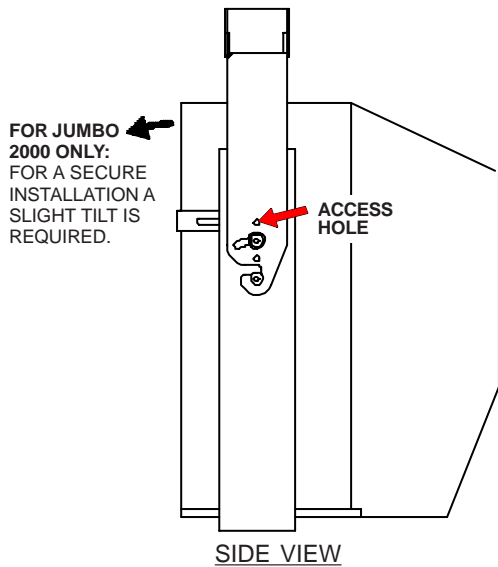


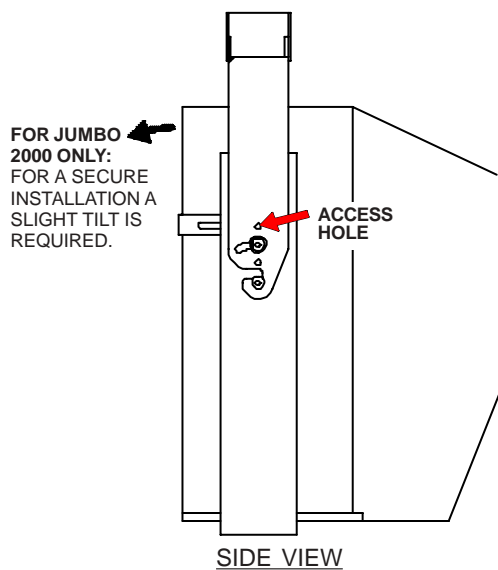
ACC 502 and ACC 502S These kits contain a special penta-pin™ tool and ten M10 penta-pin™ screws for theft resistance. When assembling the TV Mount, use penta-pin™ screws in place of M10 socket head screws included with the TV Mount.



Jumbo 2000™ models feature an access hole which exposes the head of one phillips screw on each side of the mount. For a secure installation the bracket must be set with at least enough tilt to prevent access to these screws.

ISSUED: 6-11-98 SHEET# 128-9015-1 08-13-04

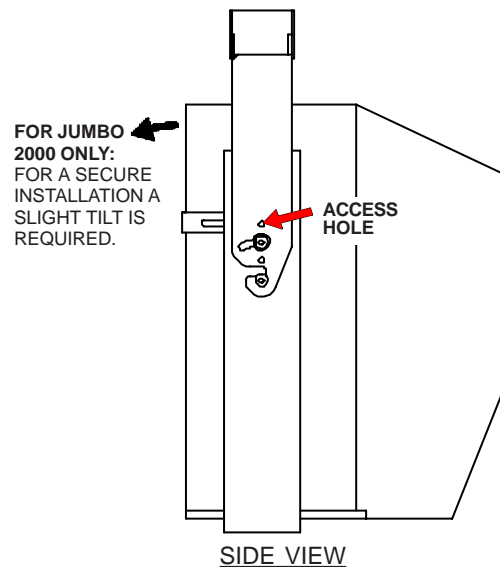
ACC 502 and ACC 502S These kits contain a special penta-pin™ tool and ten M10 penta-pin™ screws for theft resistance. When assembling the TV Mount, use penta-pin™ screws in place of M10 socket head screws included with the TV Mount.



Jumbo 2000™ models feature an access hole which exposes the head of one phillips screw on each side of the mount. For a secure installation the bracket must be set with at least enough tilt to prevent access to these screws.

ISSUED: 6-11-98 SHEET# 128-9015-1 08-13-04

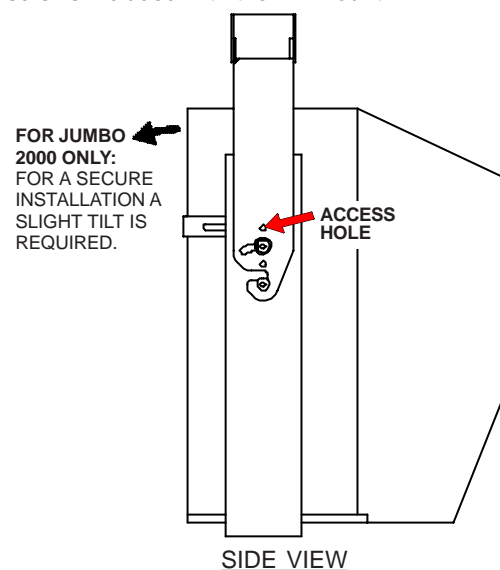
ACC 502 and ACC 502S These kits contain a special penta-pin™ tool and ten M10 penta-pin™ screws for theft resistance. When assembling the TV Mount, use penta-pin™ screws in place of M10 socket head screws included with the TV Mount.



Jumbo 2000™ models feature an access hole which exposes the head of one phillips screw on each side of the mount. For a secure installation the bracket must be set with at least enough tilt to prevent access to these screws.

ISSUED: 6-11-98 SHEET# 128-9015-1 08-13-04

ACC 502 and ACC 502S These kits contain a special penta-pin™ tool and ten M10 penta-pin™ screws for theft resistance. When assembling the TV Mount, use penta-pin™ screws in place of M10 socket head screws included with the TV Mount.



Jumbo 2000™ models feature an access hole which exposes the head of one phillips screw on each side of the mount. For a secure installation the bracket must be set with at least enough tilt to prevent access to these screws.

ISSUED: 6-11-98 SHEET# 128-9015-1 08-13-04