

# TECHNICAL DATA SHEET - Pre-Assembled Jumbo 2000™ Mount



**MODEL: JM 2650PA, JM 2650PAS**

The Pre-assembled Jumbo 2000™ comes factory assembled, in four main components, to reduce field assembly time by up to 15 minutes.

**Features:**

- Only four components to assemble
- Adjustable 0° to 30° tilt
- Top and front roll out protection
- Height and width adjust to exact dimensions of set
- Fits most 25" to 27" TV's (see dimensions for compatibility)
- Heavy gauge steel construction, scratch resistant black or silver fused epoxy

**Accessories:**

- Security fasteners model #ACC 502
- Safety belt model #ACC 666
- VCR mounts
- Wall arm or ceiling plates
- Extension columns
- Wall support plates
- Concrete or metal stud wall hardware

**Dimensions:**

For dimensions and weights, see page 2.

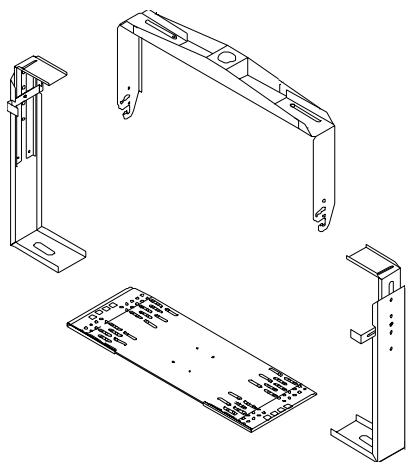


This product is UL Listed. It must be installed by a qualified professional installer.

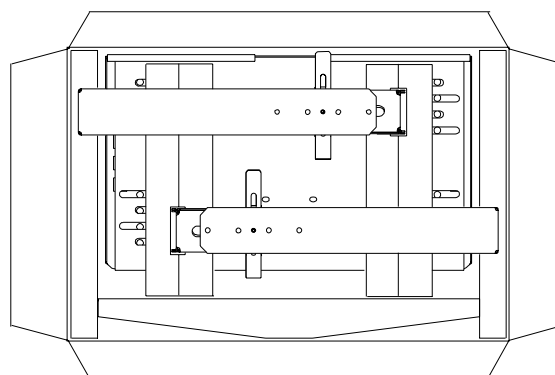
Product is UL rated up to 28" TV, per attached chart.

**Shipping Carton dimensions:**

L= 15.75(400) W= 27.5(699) H= 9.5(241)



**COMPONENTS**



**JM 2650PA CARTON**

**ARCHITECTSSPECIFICATIONS:**

The Television Mounting Bracket shall be a Peerless model \_\_\_\_\_ and shall be mounted where indicated on the plans. It shall feature adjustable height and width with top clamps and rollout protectors. It shall be constructed primarily of 14 gauge cold rolled steel and finished in black or silver fused epoxy. It shall be U.L. Listed. Assembly and installation shall be done according to the instructions provided by the manufacturer.

**Peerless Industries, Inc.**  
3215 W. North Ave. Melrose Park, IL 60160  
708-865-8870 800-865-2112 Fax 708-865-2941  
[www.peerlessindustries.com](http://www.peerlessindustries.com)

**ISSUED: 12/05/01 SHEET NO: 1289562-3 07-29-04**

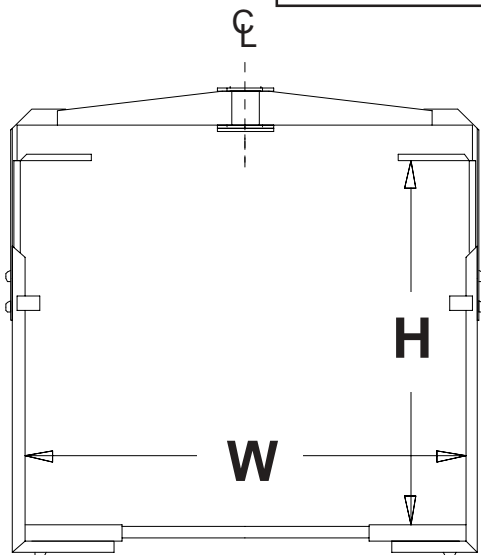
©2004 Peerless Industries, Inc. All rights reserved.  
Peerless is a registered trademark of Peerless Industries, Inc.  
All other brand and product names are trademarks or registered trademarks of their respective owners.

# TECHNICAL DATA SHEET

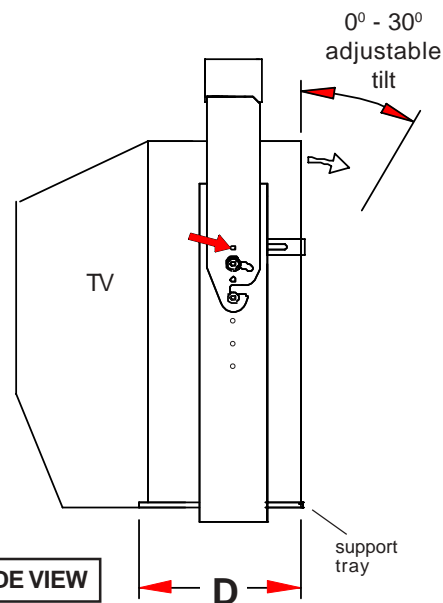
**MODEL: JM 2650PA, JM 2650PAS**

ALL DIMENSIONS:  $\frac{\text{INCH}}{\text{MM}}$

Pre-Assembled JUMBO 2000 MOUNT - SPECIFICATIONS					
Product Weight	Shipping Weight	Model Number	BRACKET INSIDE DIMENSIONS		Tray Depth D
			Width (W)	Height (H)	
24 lb (10.9 kg)	26 lb (12 kg)	<b>JM 2650PA, JM 2650PAS Bracket</b>	24" - 31" (610 mm) (787 mm)	19.2" - 25.4" (488 mm) (645 mm)	10" (254 mm)



**FRONT VIEW**



**SIDE VIEW**

**Attachment methods shown using accessories purchased separately.**  
 Attach directly to the ceiling with ceiling plate and flush mount tube (sold separately), lower the monitor position by adding an extension column (several models available, both fixed length and adjustable) or attach to wall with wall arm and flush mount tube (sold separately).  
 Flush mount tube, fiber washers, and retaining collar are included with all Jumbo 2000 mounts.  
 Extension columns are sold separately.  
 Suspended Ceiling Plate and Double Wallarm (not shown) are also available.

The diagram illustrates two attachment methods. The top part shows a ceiling-mounted setup with labels for 'CEILING', 'ceiling plate', 'extension column', 'flush mount tube', 'wall arm', and 'fiber washer'. The bottom part shows a front view of the mount with labels for 'fiber washer' and 'threaded retaining collar'.