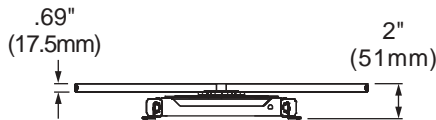
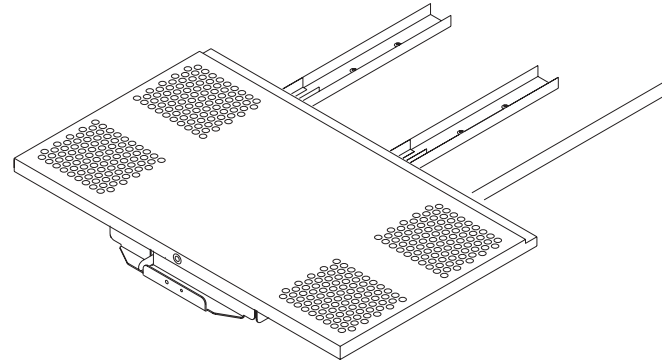
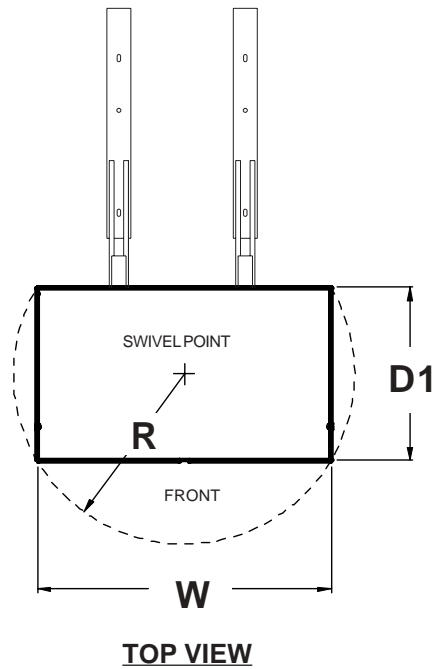


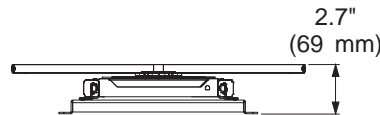
Models **LSS 375** and **LSS 530** Slideout Swivel Mounts feature slideout mounting rails for use in armoires and cabinets. Slide out tray plus three swivel restriction options ensure the optimum viewing position. Unit can be retracted when not in use.

Features:

- Two piece support tray (**LSS 375, LSS 530**)
- Three swivel restriction options (30°, 60°, 90°)
- 9" slide travel can be restricted to 6" or 3".



FRONT VIEW



FRONT VIEW

(With Spacer Bracket)



SIDE VIEW

(Tray Retracted)



LSS 530	Product is UL rated up to 20" TV, 125 lb
LSS 375	Product is UL rated up to 27" TV, 125 lb

WARNING: SLIDEOUT SWIVEL MOUNTS USED IN CONJUNCTION WITH TV or MONITOR NOT TO EXCEED MAXIMUM LOAD CAPACITY OF 125 LB (56.7 KG)!

MODEL NUMBER	W	D1	D2	R	WEIGHT	SHIPPING WEIGHT	MONITOR SIZE
LSS 375	24" (610 mm)	15" (381 mm)	15" (381 mm)	14.2" (361 mm)	27.3 lb (12.4 kg)	29.3 lb (13.3 kg)	25"-27"
LSS 530	22.25" (565 mm)	13" (330 mm)	13" (330 mm)	12.75" (324 mm)	22.9 lb (10.4 kg)	24.9 lb (11.3 kg)	19"-20"

Architects specifications

The Slideout Swivel Mount shall be a Peerless model _____ and shall be attached where indicated on the plans. For attachment to the mounting surface special tamper resistant Penta-pin™ security screws shall be provided. Penta-pin security screws shall also be provided to attach the TV to the tray. The Slideout Swivel Mount shall feature a swivel restriction option offering three swivel stop positions - 30°, 60°, or 90° and a maximum travel distance of 9", but travel distance can also be limited to 6" or 3" by repositioning stopper at alternate positions. The finish shall be black fused epoxy. Installation and assembly shall be done according to the instructions provided by the manufacturer.



Peerless Industries, Inc. 3215 W. North Ave. Melrose Park, IL 60160
708-865-8870 800-865-2112 Fax 708-865-2941 www.peerlessmounts.com

TECHNICAL DATA SHEET

Slideout Swivel Mounts