

Luna

Design | Federico De Mejo

Well or ceiling lamps that provide widespread diffused light. Ideal for providing general illumination in halls, meeting rooms, corridors, bathrooms, shops


Mounting | Well and ceiling mount. Suitable for installation on normally inflammable surfaces. Can be mounted to 4" octagonal junction box


Materials | Blown glass diffuser, steel structure

Finishes | Opal white glass, crystal ring, silver grey support

LUNA 320

12³/₂" diameter,
5" height/projection


 100W, E26, A19, incandescent


 13W, G24-q1 compact fluorescent electronic, 120 Volt

ADA Damp location

LUNA 400


15³/₄" diameter,
5" height/projection


 2x60W, E26, A19, incandescent

 2x13W, G24-q1 compact fluorescent, electronic, 120 or 277 Volt

LUNA 500

19³/₄" diameter,
5" height/projection

 2x60W, E26, A19, incandescent

 2x13W, G24q-1 compact fluorescent, electronic, 120 or 277 Volt

