

## Constellation indoor



Design | Jehs & Laub

Constellation is a large program of ceiling and wall lighting fixtures available in three dimensions for both indoor (damp location) and outdoor (wet location) use. Widespread light ideal for general illumination in corridors, staircases, boardrooms, bathrooms, commercial premises  
 Materials | Constellation features EN AB 46100 die cast aluminum alloy body and PBT self extinguishing base (rating: UL-94 5-VB, thickness 1.6 mm). The diffuser is in molded glass with internal prismatic surface  
 Finishes | Raw aluminum, Polished aluminum, white, silver grey, dark grey  
 Mounting | Wall and ceiling mount. Suitable for installation on normally inflammable surfaces. Can be mounted to 4" octagonal junction box



### CONSTELLATION 17 INDOOR




7<sup>3</sup>/<sub>2</sub> diameter,  
 2<sup>3</sup>/<sub>4</sub> height/projection

-  40W, E12, G16 1/2 incandescent
  -  13W, Gx23-2, compact fluorescent, magnetic, 120 Volt
- ADA Damp location



### CONSTELLATION 27 INDOOR

10<sup>3</sup>/<sub>2</sub> diameter,  
 4" height/projection

-  100W, E26, A19, incandescent
  -  2x13W, Gx23-2, compact fluorescent, magnetic ballast, 120 or 277 Volt
  -  2x13W, G24-q1, compact fluorescent, electronic ballast, 120/277 universal voltage
  -  100W, RSC, linear halogen, 3<sup>3</sup>/<sub>4</sub>
- ADA Damp location



### CONSTELLATION 37 INDOOR

14<sup>3</sup>/<sub>2</sub> diameter,  
 4<sup>3</sup>/<sub>2</sub> height/projection

-  2x75W, E26, A19, incandescent
  -  2x26W, G24-q3 compact fluorescent, electronic, 120/277 universal voltage
  -  150W, RSC, linear halogen 4<sup>1</sup>/<sub>2</sub>
- Damp location



CONSTELLATION 17 INDOOR



Raw aluminum



Polished aluminum



White



Silver grey



Dark grey