




<b>DOUBLE BEND SPOUTS</b>	<b>Model Number</b>	<b>Reach</b>	<b>Height to Aerator</b>	<b>Overall Height</b>
	S0001	6"	3.75"	7.375"
	S0002	6"	5.00"	9.125"
	S0003	6"	5.75"	9.750"
	S0004	6"	8.50"	12.750"
	S0006*	8"	-0.75"	3.125"
	S0007	8"	6.00"	9.750"
	S0009	10"	5.75"	9.750"
	S0010*	12"	-0.50"	3.125"
	S0011	12"	6.00"	9.750"
	S0012	18"	3.75"	7.750"

<b>GOOSENECK SPOUTS</b>	<b>Model Number</b>	<b>Reach</b>	<b>Height to Aerator</b>	<b>Overall Height</b>
	S0020	3-5/8"	6.75"	8.500"
	S0030	5-1/4"	6.00"	9.910"
	S0050	8"	6.125"	11.25"

<b>VACUUM BREAKER SPOUTS</b>	<b>Model Number</b>	<b>Reach</b>	<b>Height to Aerator</b>	<b>Overall Height</b>
	SV003	6"	5.75"	10.500"
	SV006	8"	-0.50"	4.000"
	SV010	12"	-0.50"	4.000"

**All spouts come with a friction washer for rigid spout mounting.  
\*Caution: Not recommended for use with model 8133**

## CRITICAL DIMENSIONS

(DO NOT SCALE)