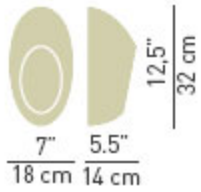




wall


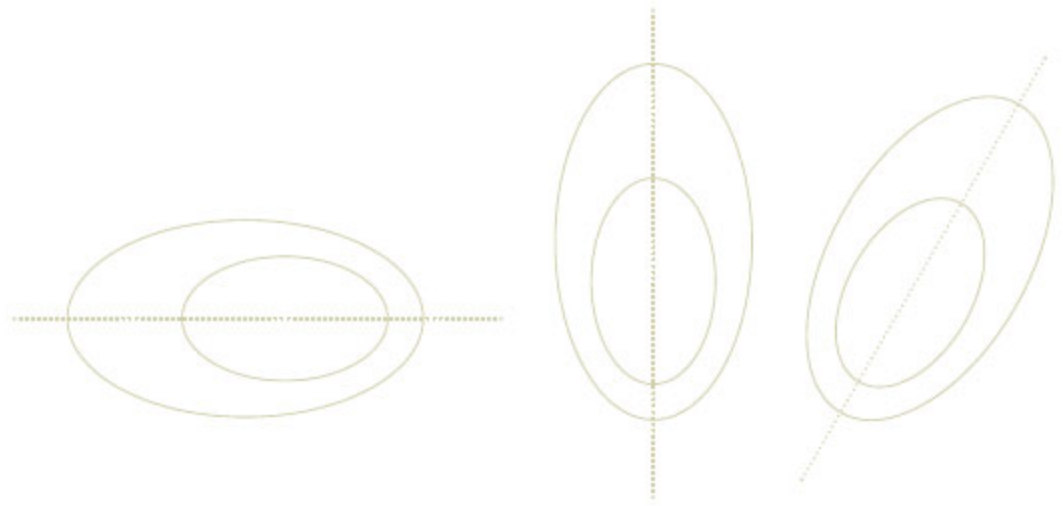


D52



-  60W type T Halogen self shielded candelabra base
- or
-  60W G-16^{1/2} soft white candelabra base

D52 F EL

-  26W CFR G24q-3 (120-277V~ electronic ballast)



through use of in-mould decoration the iridescent film for colour changes is not simply applied to the diffuser but is an integral part of it

materials		
injection-moulded polycarbonate		
structure finishes		
opaline		
elliptical film		
		
iridescent		suitable for damp locations 

• for photometric data, see www.luceplan.com