
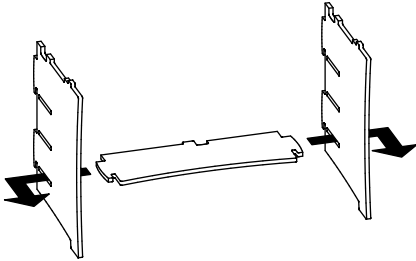


36" Straight Desk

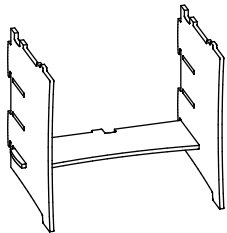


Assembly

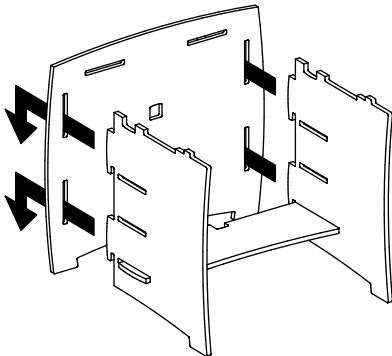
1



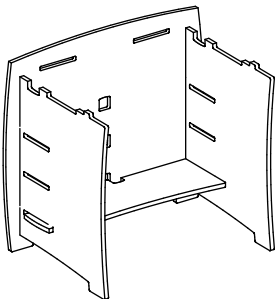
2



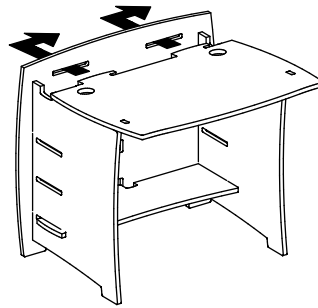
3



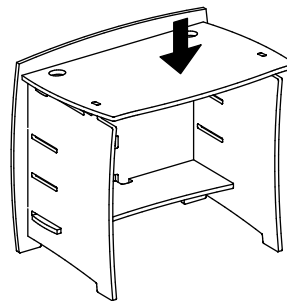
4




5



6



7



Care & Finishing

Thank you for the purchase of your new Legaré product. We certainly hope that it serves you well for many years to come.

Depending upon the finish of your particular components, there are few things that you should do to protect its finish or to insure that the finish that you put on it does not cause you any problems.

Parts finished with a lacquer finish require little more than a light coat of lemon oil or furniture polish to make assembly easier and preserve the finish. Doing this before assembling the parts will prevent chafing and will make the parts easier to slide together.

Before putting any heavy objects with plastic or rubber feet on the horizontal surfaces, you should be aware that some materials can discolor the finishes on furniture. Plastics will release plasticizers which can penetrate and stain some finishes. If your equipment has black plastic or rubber feet, put something between the equipment and the surface to protect the finish. Applying a coat of furniture polish or wax can help in many cases, but will not always eliminate the problem. A pad or mat between the surface and the item is the best solution.

And remember, because Legaré is a natural wood product, the resulting color and finish may vary from piece to piece.

Contents

