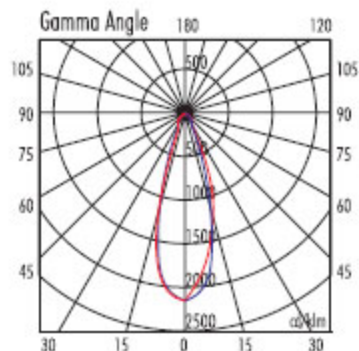




HERA 2 - MR16 - 50W 38°

Lux		
h	E max	E med
1.00	1992	1201
2.00	498	300
3.00	221	133
4.00	124	75
5.00	80	48





**HOUSING & LAMP OPTIONS :**

Remodel & New Construction : 1x50 watt, low-voltage halogen, MR-16 
Insulated Ceiling : 1x35 watt, low-voltage halogen, MR-16 
 - Provided with 120/12V or 277/12V with magnetic transformer.

Housing options :

Remodel Housing, New Construction , Insulated Ceiling, Chicago Plenum, Air Tight, Vapor Tight.

Other lamp options :

Remodel Housing :  13W CFL.
 New Construction and Insulated Ceiling :  13W & 18W CFL.
 Compatible with quad lamp, 4 Pin, electronic ballast 120/277 Volt only.
 Further options:  1x50 watt, halogen PAR 20
 1x35 watt, PAR 20 metal halide

Also available with LED, consult factory.

 Opening 3.3/4" -  - Damp location