











Prior to assembling , please read through the instructions carefully and verify that you have received all parts listed in key below. Remove all packing materials, including wrapping, staples, and straps. To prevent scratches during assembly, place all wooden pieces on a flat soft surface, such as a carpet or rug.

HARDWARE & PARTS LIST

HARDWARE LIST

NO	PART NO	FIGURE	DESCRIPTION	QTY
A	939-95P04		HANDLE	5 PCS
			SCREW	5 PCS
B	939-95P08P		SHELF PIN	8 PCS

PARTS LIST

NO	PART NO	FIGURE	DESCRIPTION	QTY
①	939-95P05		DRAWER	2 PCS
②	939-95P07		WOOD DOOR	1 PC
③	939-95P08S		SMALL WOOD SHELF	1 PC
④	939-95P08L		LARGE WOOD SHELF	1 PC
⑤	939-95P07RS		RIGHT SLIDING DOOR FRAME	1 PC
⑥	939-95P07LS		LEFT SLIDING DOOR FRAME	1 PC
⑦	939-95P16		SLIDING DOOR GLASS PANEL	2 PCS
⑧	939-95P06		DRAWER GLIDE	2 PCS
⑨	939-95P07S		DOOR SLIDE WHEEL & PIN SET	4 SET
⑩	939-95P01H		DOOR HINGE	2 PCS
⑪	939-95P01D		DOOR CATCH ASSEMBLY	2 PCS

