













HARDWARE & PARTS LIST

PARTS LIST

NO	NAME	DESCRIPTION	FIGURE	Q'TY
A	888-89P51	SERVER STORAGE UNIT		1pc
	888-89P05	DRAWER		2pcs
	888-89P06	DRAWER GLIDE		2pcs
	888-89P07L	LEFT FACING DOOR		1pc
	888-89P07R	RIGHT FACING DOOR		1pc
	888-89P01H	DOOR HINGE		4pcs
B	888-89P08	ADJUSTABLE SHELF		1pc
a	888-89P08P	SHELF PIN		4pcs
	888-89P57	TRAY		2pcs
	888-89P04	KNOB		4pcs
	888-89P04T	TRAY KNOB		2pcs
	888-89P01F	FLOOR GLIDE		4pcs

