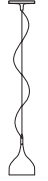










A lamp of simple and essential design, available in two versions: wall lamp and suspension lamp. The wall lamp is composed of a rosette lampshade in pleated polycarbonate, available in three colours and an 11cm long chromed metal arm. The E' suspension lamp consists of the pleated polycarbonate lampshade and a chromed metal rosette. The cable is adjustable in length between 30 and 200 cm. For both versions, the lamp output is 40W.

	insulation class	directly fitted	degree of protection	tension Volt	attachment max power	weight kg
9040 			IP 20	250	E 14 40W	0,380
						
9045 			IP 20	250	E14 40W	0,340
dimensions 9040 9045	diameter ø 13,5 13,5	height 14,5 14,5	cable lenght 20÷200			
packaging 9040 9045	quantity 1 1	weight kg 0,750 0,740	volume m³ 0,013 0,013			



Materials
transparent or batch-dyed polycarbonate