

This Data Sheet Includes Information On

Jenn-Air

- **Product Model Number (s):**
30" Convertible Cooktops:
JED8130ADB, JED8130ADW, JED8230ADB,
JED8230ADS and JED8230ADW

- **Dimensions (Actual Size)**
Overall width: 30"
Overall depth: 21 3/4"

Distance from top of counter to bottom of unit: see below

Cut-Out width: 29"

Cut-Out depth: 21"

Min. spacing from cooktop edge to nearest vertical combustible wall to the RIGHT: 8"

Min. spacing from cooktop edge to nearest vertical combustible wall to the LEFT: 8"

Min. spacing from cooktop edge to nearest vertical combustible wall to the REAR: 15/16"

Minimum spacing to front edge of counter: 1 7/8"

Minimum distance between cooktop and cabinet directly above: 30"

Minimum width of cabinet directly above: 30"

Maximum depth of cabinets directly above and adjacent: 13"

Minimum distance between countertop and adjacent cabinet above: 18"

- **Additional Information**

- Cabinetry over cooktop : 30" minimum clearance between the top of the cooking surface and the bottom of an unprotected wood or metal cabinet. 24" minimum when bottom of wood or metal cabinet is protected by not less than 1/4" flame retardant millboard covered with not less than no. 28 MSG sheet steel, 0.015" stainless steel, 0.024" aluminum or copper.
- To eliminate the hazard of reaching over heated surface units, cabinet storage space located above the surface units should be avoided. If cabinet storage is to be provided, the hazard can be reduced by installing a range hood that projects horizontally a minimum of 5" beyond the bottom of the cabinets.
- Countertop must be supported within 3" of cutout.
- Radius corners of cutout and file to insure smooth edges and prevent corner cracking (1/4" radius).
- Blower can be swiveled 90°.

See page 2-3 for additional information

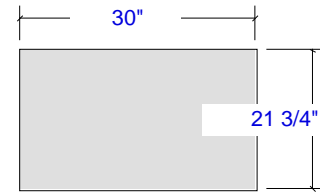
Subject to change without notice. This system is designed to be updated daily if necessary. Dimension Express is not responsible for use of superseded, voided, or outdated data sheets. Because of the difficulty or impracticability of determining actual damages, liability of Dimension Express shall not exceed \$50.00.

Copyright © Dimension Express, 2002.

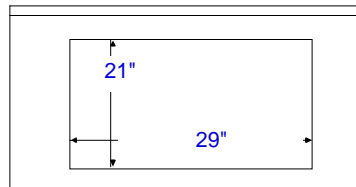
321



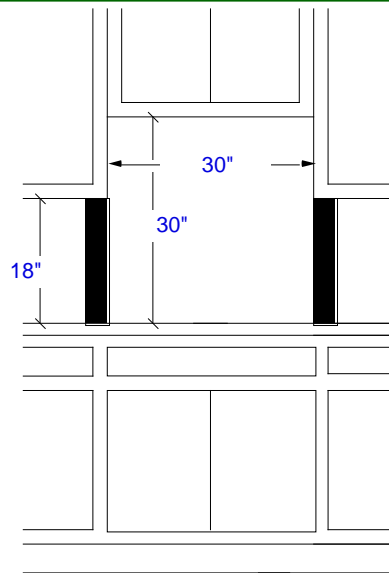
Side View (not to scale)



Overall Dimensions
Top View (not to scale)

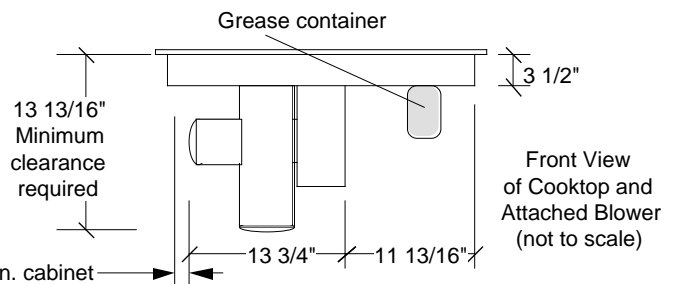


Cut-Out Dimensions
Countertop View
(not to scale)



Cabinet Requirements
Wall View
(not to scale)

Minimum horizontal clearance between the edge of the appliance and combustible construction extending from the cooking surface to 18" above the cooking surface is 8" (see solid areas).



Provide 2" min. cabinet clearance to motor for cooling purpose. 6" recommended for servicing.

• NEVER reuse Data Sheets. Data Sheets are subject to change without notice. Dimension Express is a FREE service bureau and is updated daily, it makes far more sense to spend the time necessary to request new Data Sheets for each project, as opposed to the problems, time, costs, and risks associated with reusing old Data Sheets.

- Call Dimension Express if you have any questions at (775) 833-3633 •
- Always refer to a current Code at a Glance or manufacturer directory •
- Data Sheet codes change on the first of odd numbered months at 12:01am •

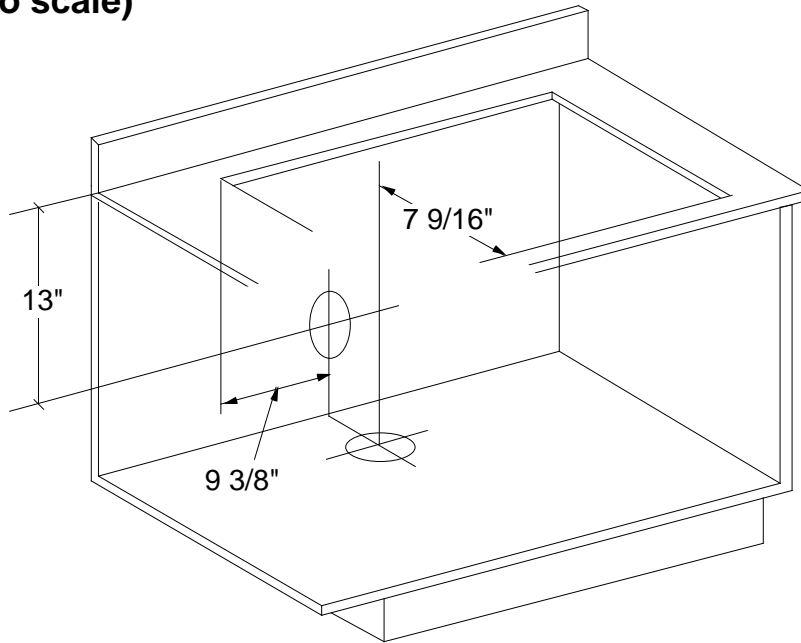
BN182.34 • A321B149C150 • • 032603 • 95657 • 68517

30" Convertible Cooktops:
JED8130ADB, JED8130ADW, JED8230ADB,
JED8230ADS and JED8230ADW

Additional Information:

- Electric supply: 120/240 VAC, 60Hz. 55 amp grounded circuit is required, Power cord is NOT supplied.
- Duct requirements: See page 3 for ducting information and below for location.
- 6 1/4" Under counter access must be provided to remove and empty grease container(s).

Duct locations (not to scale)



Top of counter to centerline of back duct location: 13"

Left edge of cutout to centerline of back and bottom duct locations: 9 3/8"

Front edge of cutout to centerline of bottom duct location: 7 9/16"

Subject to change without notice. This system is designed to be updated daily if necessary. Dimension Express is not responsible for use of superseded, voided, or outdated data sheets. Because of the difficulty or impracticability of determining actual damages, liability of Dimension Express shall not exceed \$50.00. Copyright © Dimension Express, 2002.

• NEVER reuse Data Sheets. Data Sheets are subject to change without notice. Dimension Express is a FREE service bureau and is updated daily, it makes far more sense to spend the time necessary to request new Data Sheets for each project, as opposed to the problems, time, costs, and risks associated with reusing old Data Sheets.

- Call Dimension Express if you have any questions at (775) 833-3633 •
- Always refer to a current Code at a Glance or manufacturer directory •
- Data Sheet codes change on the first of odd numbered months at 12:01am •

30" Convertible Cooktops:
JED8130ADB, JED8130ADW, JED8230ADB,
JED8230ADS and JED8230ADW

Additional Information:


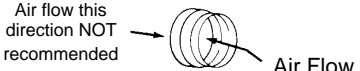



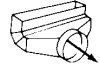






Ducting Installation Guidelines

Unit is rated at a maximum of 60 feet of straight duct, 300CFM of "make-up" is required. The blower has 2 range settings; Low range is used when equivalent duct length is up to 30 feet and high range is used when equivalent duct length is between 31 and 60 feet.

1. Use 6" diameter round or 3 1/4" x 10" rectangular only, except for equivalent duct lengths of 10 feet or less that vent straight out the back of the cooktop and directly through the wall. Equivalent duct lengths of 10 feet or less can use 5" round duct. A transition from 5" round duct is necessary when connecting to 6" round or 3 1/4" x 10" duct.
2. Do not use 5" elbows except in a 5" system. Instead use a 5" to 6" transition followed by a 6" elbow, or a 5" to 3 1/4" x 10" elbow transition.
3. Use quality metal duct of at least 26 gauge galvanized or 24 gauge aluminum. Inferior quality pipe fittings can cause up to twice the restriction and is a poor value. 6" diameter PVC sewer pipe can be used for under slab installations. Local codes may require a heavier gauge material or restrict PVC. Check your local codes.
4. Distance between adjacent fittings (elbows, transitions etc.)

- should be at least 18". The farther the better. Closer distance promotes turbulence which reduces airflow.
5. The number of downstream elbows or transitions should be limited to three. The initial 5" to 6" straight transition, if used, need not be counted in this number.
6. Handmade crimps are likely to cause restrictions.
7. If an alternate wall or roof cap is used, be certain duct size is not reduced, and there is a backdraft damper. It is best to use listed caps to be certain of proper performance.
8. Thermal breaks: In areas of extreme cold weather, it may be necessary to provide a short length of nonmetallic duct as close to the wall as possible, to prevent conduction along the metal duct.
9. High altitude installations: It is advisable to reduce allowable duct run by 20%.
10. In Canada, the installation must conform with local codes.
11. Elbows, wall caps and other fittings are shown below with their equivalent straight duct length. Each fitting value must be added to the amount of straight duct length used, to determine overall straight duct equivalent length (60 feet maximum).
12. When using flexible duct multiply length of flexible duct by 2.

Duct Equivalents

	Equivalent Length	Duct Fitting	Part Number	Part Number	Duct Fitting	Equivalent Length	
	5 feet	6" 90° Elbow			6" 45° Elbow	2 1/2 feet	
	5 feet	3 1/4" x 10" Elbow		A456	5" to 6" Transition	1 foot	
	12 feet	3 1/4" x 10" Flat Elbow		A496	6" to 3 1/4" x 10" 90° Elbow	5 feet	
	0 feet	5" and 6" Wall Caps	5": A405 6": A406	A496	3 1/4" x 10" to 6" 90° Elbow	9 feet	
	0 feet	3 1/4" x 10" Wall Cap	A403	A463	6" to 3 1/4" x 10" Transition	1 foot	
	0 feet	10" x 10" Roof Jack	Legh: 5950 JA: 701943	A463	3 1/4" x 10" to 6" Transition	4 1/2 feet	
	2 feet	5" and 6" Thermal Break	5": 708786 6": 715557	A495	5" to 3 1/4" x 10" 90° Elbow	6 feet	

Subject to change without notice. This system is designed to be updated daily if necessary. Dimension Express is not responsible for use of superseded, voided, or outdated data sheets. Because of the difficulty or impracticability of determining actual damages, liability of Dimension Express shall not exceed \$50.00. Copyright © Dimension Express, 2002.

• NEVER reuse Data Sheets. Data Sheets are subject to change without notice. Dimension Express is a FREE service bureau and is updated daily, it makes far more sense to spend the time necessary to request new Data Sheets for each project, as opposed to the problems, time, costs, and risks associated with reusing old Data Sheets.

- Call Dimension Express if you have any questions at (775) 833-3633 •
- Always refer to a current Code at a Glance or manufacturer directory •
- Data Sheet codes change on the first of odd numbered months at 12:01am •