

## Features and Benefits

- 600sf to 1400sf of heat.  
4 Heat settings.
- 36,000 BTUs.
- 40lb capacity hopper with automatic feed provides up to 40 hours on each load.
- Durable Heavy Steel construction. Removable Cast Iron burn pot. Long-lasting and reliable.
- Large Ash Drawer. Easily accessible.
- Quiet motors and blowers.
- Single touch digital control board with multiple diagnostic and safety checks extends stove's life and efficiency.
- Automatic fire starter igniter – no messy gels needed; quick and easy.
- Unique air-wash glass cleaning system.
- High thermal efficiency. Environmentally friendly. Meets or exceeds all federal emissions and efficiency standards.
- Easy to follow instructions included.
- Limited Lifetime Warranty.
- Crafting stoves in the USA for 30 years.



This freestanding stove goes a long way in saving you money. Designed for moderately sized homes and condos. This easy to use stove has more features and benefits than much higher priced stoves.



Made in America

[goldeneaglestoves.com](http://goldeneaglestoves.com)



**Golden  
Eagle**

# The Monroe



Made in America

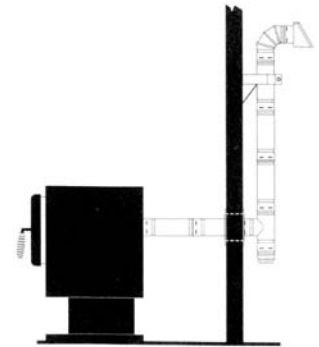
Golden Eagle Stoves have proudly been manufactured in the United States since 1979. We are dedicated to providing you with stoves of value, and quality in performance. "THE MOST BTUs FOR THE BUCK" is how our stoves are known in the industry.

## Specs and Dimensions

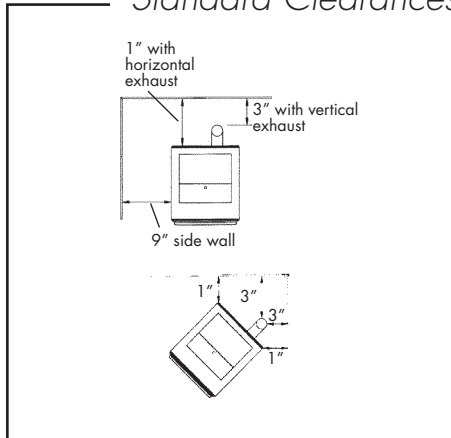
Flue Outlet/	3"
Shipping Weight/	190 lbs. (including pedestal)
Burning Time/	Up to 40 hrs.
Max BTU Input/	36,000
Max Sq. ft. range/	600-1400
EPA status/	Exempt
Hopper Capacity/	Up to 40 lbs.
Approved Installation/	Alcove, Mobile Homes, Conventional
Width/	21.5"
Depth/	24" (excluding ash lip)
Height/	28.5"
Flashings for Inserts/	N/A

## VENTING

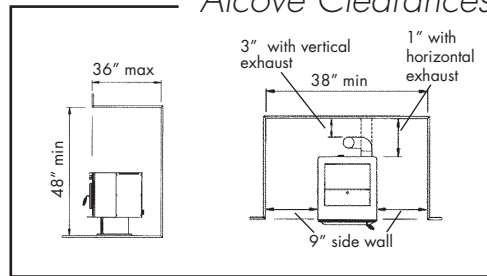
Type-L Pellet vent double-wall pipe is UL listed at 3 inch minimum clearance to combustibles. Installations of 15 feet or more, or when more than 90° of turn is required in the system, Breckwell recommends increasing from 3 to 4 inch pellet vent.



## Standard Clearances



## Alcove Clearances



NCSG  
MEMBER



[goldeneaglestoves.com](http://goldeneaglestoves.com)

**Important notes:** As with any heating appliance, fireplace, or stove, these stoves are extremely hot during operation. To avoid personal injury or property damage, the stove must be installed, operated and maintained in strict compliance with the instructions packaged with the stove. Read and understand all operating instructions before using them. For further information, consult your dealer. Contact local building or fire officials about restrictions and installation requirements. Local conditions, such as elevation, wind, vent configuration, and choice of fuel will affect heating performance, capacity, and the overall appearance of the fire. Performance can also vary with home design and insulation; climate; condition and type of fuel used; pellet size, length, and diameter; stove location; burn rate; accessories chosen; chimney installation and how the stove is operated and maintained. As we are always improving our products, specifications are subject to change. Product designs, materials, dimensions, specifications, colors, and prices are subject to change or discontinuation without notice. Diagrams, illustrations and photographs may not be exactly to scale- consult installation instructions. All of our stoves have been tested and listed by Intertek Testing Services, Madison Wisconsin and Vancouver B.C., to the following standards: ASTM E 1509-04, UL 1482, ULC S627, ULC/ORD C1482, and USEPA Method 28A.