











Illustration	Catalog Number	Finish	Description	Qty.
ALL-WEATHER BLADES (Sold Separately - For Damp Location Use)				
 <i>U.S. Patent No. D433,118</i>	CABPP4	Natural	22" Narrow Oval Palm	10
	CABPP4BR	Brown	22" Narrow Oval Palm	10
	CABPP4GR	Green	22" Narrow Oval Palm	10
 <i>U.S. Patent No. D450,380</i>	CABPD2A	Antique	18" Wide Oval Bamboo	10
 <i>U.S. Patent No. D437,406</i>	CABPD4A	Antique	22" Narrow Oval Bamboo	10
	CABPD5A	Antique	18" Narrow Oval Bamboo	10
	CABPW10CY	Cherry	20" Narrow Traditional	10
	CABPW10WO	Washed Oak	20" Narrow Traditional	10
BAMBOO BLADES (Sold Separately - For Damp Location Use)				
 <i>US Pat. No. Des. 450,380</i>	CAD2A	Antique	18" Wide Oval Bamboo	10
 <i>US Pat. No. Des. 433,118</i>	CAD4A	Antique	22" Narrow Oval Bamboo	10
	CAD5A	Antique	18" Narrow Oval Bamboo	10
	CAD4C	Clear	22" Narrow Oval Bamboo	10
 <i>US Pat. No. Des. 433,749</i>	CAD7A	Antique	22" Standard Oar Bamboo	10
	CAD8A	Antique	18" Standard Oar Bamboo	10
	CAD7C	Clear	22" Standard Oar Bamboo	10
PALM BLADES (Sold Separately - Not For Damp Location Use)				
 <i>U.S. TM Registration No. 2,812,018</i>	CAP2	Natural	18" Wide Oval Palm	10
 <i>U.S. Patent No. D433,118</i>	CAP4	Natural	22" Narrow Oval Palm	10
	CAP4GR	Green	22" Narrow Oval Palm	10
	CAP4RB	Red/Brown	22" Narrow Oval Palm	10
	CAP5	Natural	18" Narrow Oval Palm	10

The Caruso®

FP7000 SERIES FANS



SPECIFICATION SHEET




Product Specifications Subject To Change



Copyright 2008 Fanimation, Inc.

10983 Bennett Parkway
Zionsville, IN 46077
(888) 567-2055
FAX (866) 482-5215
Outside U.S. call (317) 733-4113
Visit Our Website www.fanimation.com



2008/01



Catalog #	Finish
FP7000AB	Antique Brass
FP7000OB	Oil-Rubbed Bronze (Damp)
FP7000PW	Pewter

INSTALLATION REQUIREMENTS:

Ceiling fan must be secured to a structural member such as a ceiling joist that must be capable of withstanding a load of at least 100 pounds. A 3/8" x 5" long lag bolt passes through the loop of the ceiling support cable, hanger bracket plate, the outlet box and into the wood member above.

ELECTRICAL REQUIREMENTS:

Ceiling fan requires a grounded electrical supply line of 120 volts AC, 60 Hz, 15 amp circuit. Two motors per fan: 120 VAC, 60 Hz, 0.90 amps (each motor). 220 VAC, 50 Hz version is available.

MOTOR SPECS:

Powerful twin 188 x 25 motors (with limited warranty) is designed for optimal performance with this fan.

FAN SPEEDS:

2-speed reversible (located on switch cup): High – 95 rpm; Low – 40 rpm

DESIGN FEATURES:

Adjustable motor heads with five angles of blade tilt; Vertical, 15°, 30°, 45°, and 60° from vertical.

CONTROL OPTIONS:

2-speed wall control (C3) supplied with fan. Instructions provided with control. Optional fan & light remote control receiver unit (SW70) is available, to be used in conjunction with: C24 hand-held remote control and/or C25 wall-mount remote control. Instructions provided with each control.

LIGHTING OPTIONS:

Optional lighting fitters and light kits are available, including a single bowl fixture with a maximum of 180 watts and a variety of four-light fixtures with a maximum of 240 watts. See catalog or visit our website, www.fanimation.com for more lighting options.

DOWNROD OPTIONS:

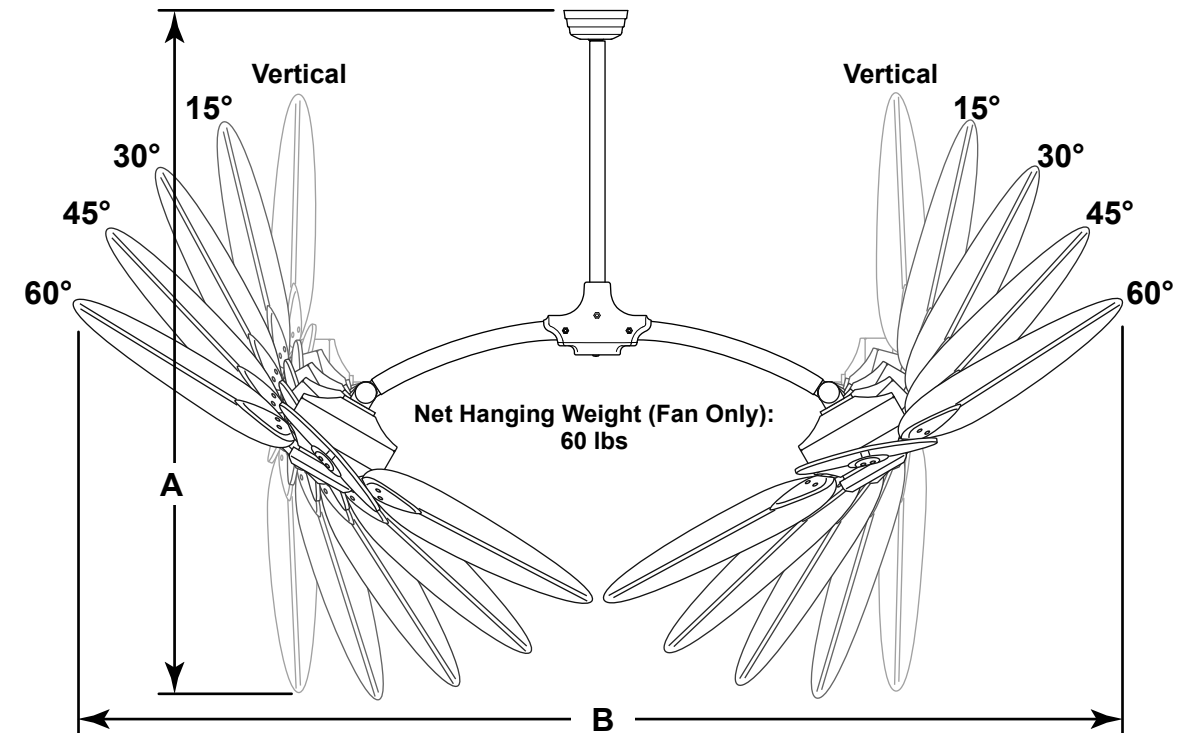
The Caruso® fan comes with a 1" Dia. x 24" (DR1-24) downrod. Optional downrods are available in 36", 48", 60", and 72". For installations requiring a longer downrod, a downrod coupler is available. Shorter downrods may be used with various motor angles and blade length combinations (see chart). Optional sloped ceiling ball kits (SCB1-52) are available for up to 52°.

BLADE OPTIONS:

Various Palm, Bamboo, and All-Weather blades are available and sold separately. See chart on back of spec sheet for blade selections.

ACCESSORY OPTIONS:

Various optional accessories are available. See catalog or visit our website, www.fanimation.com for more information.



CARUSO® BLADE SPACING SPECS CHART						
Motor Tilt Angle	18" Blades		20" Blades		22" Blades	
	Dim. "A" w/24" DR	Dim. "B"	Dim. "A" w/24" DR	Dim. "B"	Dim. "A" w/24" DR	Dim. "B"
Vertical	54"	57½"	57"	57"	58"	57"
15°	55"	62"	58"	64"	59"	66"
30°	54"	72"	56"	75"	58"	76"
45°	51½"	80"	54"	84"	55"	85"
60°	48"	85"	50"	89"	50"	91"

Dimensions shown in inches

CARUSO® CEILING / DOWNROD SPECS CHART						
Motor Tilt Angle	18" Blades		20" Blades		22" Blades	
	Minimum Ceiling Height	Minimum DR Length	Minimum Ceiling Height	Minimum DR Length	Minimum Ceiling Height	Minimum DR Length
Vertical	11'	18"	11'9"	24"	12'	24"
15°	11'	18"	11'9"	24"	12'	24"
30°	10'6"	12"	11'	18"	11'6"	18"
45°	10'6"	12"	10'6"	12"	10'6"	12"
60°	9'6"	6"	9'6"	6"	10'6"	12"

Dimensions shown in feet-inches