


The Windpointe®

BLADE SELECTION SERIES FANS

MA7300 / MA7400 / MA7500




SPECIFICATION SHEET




celebrating 25 years


Product Specifications subject to change

MA7300 Series	
Fan Motor Assembly (188 x 25)	Available Finishes
	MA7300AB – Antique Brass
	MA7300MW – Matte White (Damp)
	MA7300OB – Oil-Rubbed Bronze
	MA7300PW – Pewter*
	MA7300RS – Rust* (Damp)

MA7300 Airflow / Energy Efficiency Info (120V)					
Fan Speed	Max RPM	CFM	CFM / Watts	Amps	Watts
High	112	5301	99	0.45	54
Med	93	4171	111	0.38	38
Low	57	2514	152	0.25	17

MA7400 Series	
Fan Motor Assembly (188 x 25)	Available Finishes
	MA7400AB – Antique Brass*
	MA7400MW – Matte White (Damp)
	MA7400OB – Oil-Rubbed Bronze
	MA7400PW – Pewter
	MA7400RS – Rust* (Damp)

MA7400 Airflow / Energy Efficiency Info (120V)					
Fan Speed	Max RPM	CFM	CFM / Watts	Amps	Watts
High	170	5129	104	0.42	49
Med	131	3867	124	0.34	31
Low	79	2257	165	0.22	14

MA7500 Series	
Fan Motor Assembly (188 x 25)	Available Finishes
	MA7500AB – Antique Brass*
	MA7500MW – Matte White (Damp)
	MA7500OB – Oil-Rubbed Bronze
	MA7500PW – Pewter
	MA7500RS – Rust* (Damp)

MA7500 Airflow / Energy Efficiency Info (120V)					
Fan Speed	Max RPM	CFM	CFM / Watts	Amps	Watts
High	110	3468	82	0.37	42
Med	97	3010	88	0.33	34
Low	63	1743	106	0.23	17

*220 VAC, 50 Hz export version available in this finish.

INSTALLATION REQUIREMENTS:

Fan must be attached to a securely anchored electrical junction box capable of withstanding a load of at least 50 lbs.

ELECTRICAL REQUIREMENTS:

Requires a grounded electrical supply line of 120 volts AC, 60 Hz, 15 amp circuit.

FAN SPEEDS / BLADES:

3 fan speeds with pull chain and reversing switch (on switch cup housing). Speeds will vary depending on blade size and type. All blade sets are sold separately. See our catalog or visit www.fanimation.com for available blade options.

CONTROL OPTIONS:

Optional C1, C2 and C25* wall controls and C4 remote control with receiver unit are available—sold separately. Instructions are provided with each control.

*C25 wall control must be used with C4 remote control

LIGHTING OPTIONS:

Optional lighting fitters and light kits are available. See our catalog or visit www.fanimation.com for lighting options.

DOWNROD OPTIONS:

Fan comes with a 1" dia. x 6" long downrod (DR1-6). Optional downrods are available in 12", 18", 24", 36", 48", 60" and 72" lengths. Fan can be mounted on a sloped ceiling up to 30°. Most sloped ceiling installations require a downrod longer than the standard 6" downrod. Optional sloped ceiling ball kits (SCB1-52) are available for up to 52°. Call technical support for more information.



**10983 Bennett Parkway
Zionsville, IN 46077
Toll Free (888) 567-2055
FAX (866) 482-5215**

Outside U.S. call (317) 733-4113

Visit Our Website www.fanimation.com

