




PAC-150 VIDEOCONFERENCE SHELF ASSEMBLY

The optional PAC-150 videoconference shelf assembly is designed for attachment to the Chief floor stand. The maximum weight to be installed on the PAC-150 is 10 pounds (4.5 Kg).

WARNING: IMPROPER INSTALLATION MAY RESULT IN SERIOUS PERSONAL INJURY! All components must be securely fastened to each other.

Unpack and check contents:



(2) PAD, felt
(2) WASHER, flat, 5/16"
(2) KNOB, thumb

(2) NUT, hex, 1/4-20
(2) WASHER, lock, 1/4"
(2) BOLT, hex, 1/4 -20 X 1/2"

(1) PLATE, height adjustment
(1) SHELF, videoconferencing

INSTALLATION INSTRUCTIONS

1. Using two 1/4-20 X 1/2" hex bolts two 1/4" lock washers, and two 1/4-20 hex nuts, secure height adjustment plate to top of cart or faceplate (see Figure 1).
2. Install two felt pads on bottom of shelf to prevent scratches on top of display panels when shelf is lowered (see Figure 2).
3. Using two thumb knobs and two 5/16" flat washers, secure the shelf to the attachment plate (see Figure 3).
4. Adjust shelf to desired height using two thumb knobs

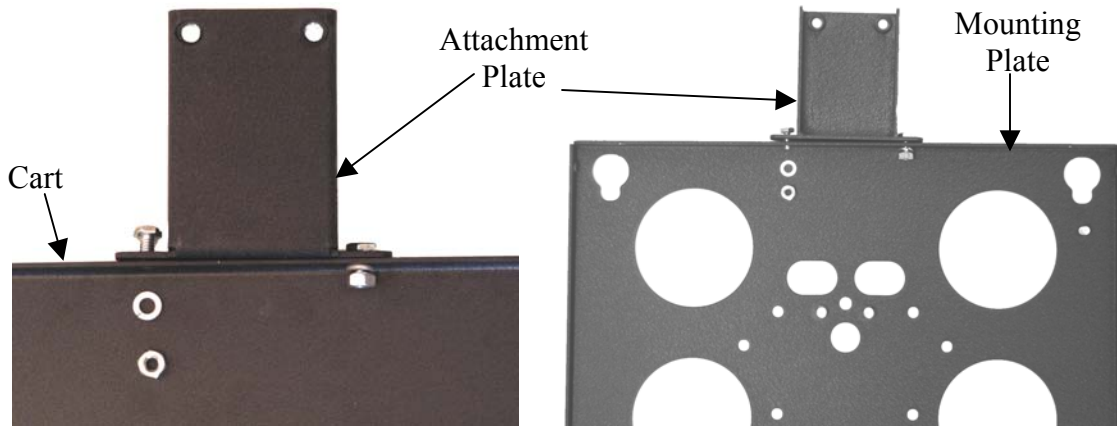


Figure 1. Attachment Plate to Cart or Mounting Plate




Figure 2. Install Felt Pads

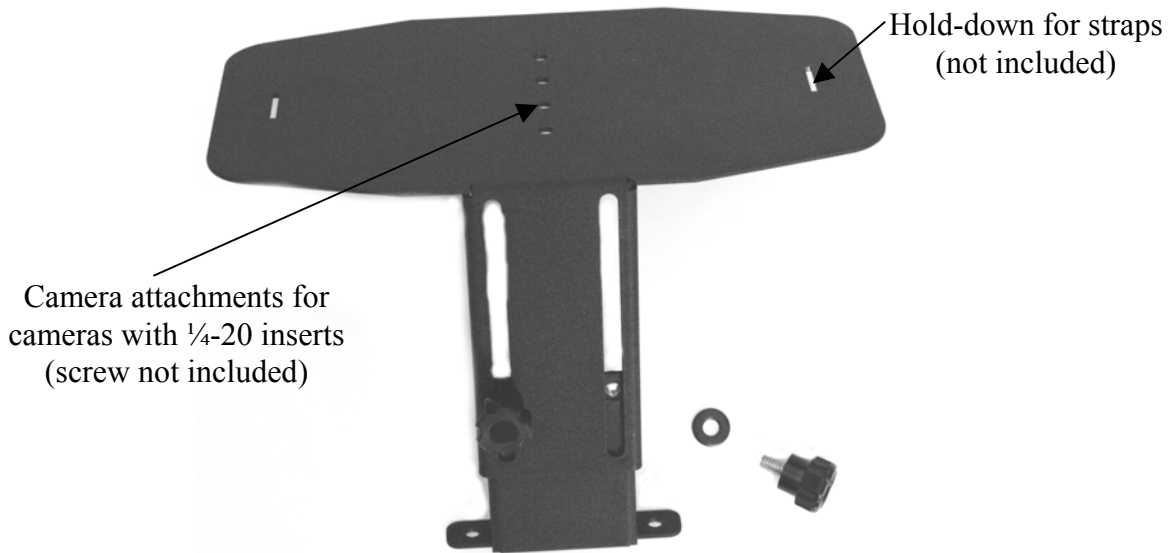


Figure 3. Attach Plate to Shelf