

TINY LOVE
soft developmental toys

Frog Kick & Mirror

Instructions
(Keep for future use)

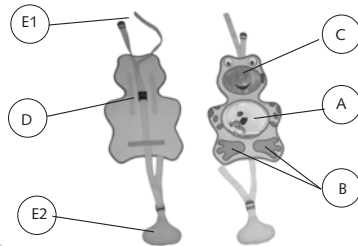


An engaging developmental kickpad for baby;
a comforting mirror for parents

For rear-facing travel only. Car seats must have headrest.

Product Key

- A. Aquarium - soft & safe aquarium
- B. Kickpad - baby-activated kickpad for cause & effect feedback
- C. Adjustable mirror
- D. Height adjustment buckle
- E. Attachment strap:
 - 1. Headrest strap with buckle
 - 2. Cushion anchor



Installation

1. Fasten headrest strap with buckle (E1) on a backseat headrest and tighten (Fig.1) & (Fig.2).



Fig.1



Fig.2

2. Insert cushion anchor (E2) in between the cushions of the back seat (Fig.3).



Fig.3

3. Make sure the cushion anchor strap is taut (Fig.4).

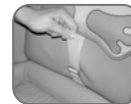


Fig.4

4. Make sure that the kickpad is directly opposite baby's feet (facing the edge of your rear-facing car seat) by adjusting the height of the toy using the height adjustment buckle in the back of the frog (Fig.5) & (Fig.6).

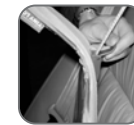


Fig.5



Fig.6

5. If the Kickpad is too far from the baby's feet, put a small pillow, soft material-like foam or fabric in back of the kickpad in order to adjust the distance.

Mirror adjustment

With baby strapped into the car seat, angle the adjustable safety mirror so that baby is in plain view in your rear view mirror (Fig.7).



Fig.7

Playing with the Frog Kick Mirror

Baby will enjoy the gentle motion of the aquarium (A) with its swimming fish and can explore cause & effect movement by activating the kickpad with her feet to induce a bubbling effect and a swirling motion.

Cleaning & Storage

Not suitable for machine wash. Wipe down with a damp cloth and allow to air dry. Dismantle and store for future use.

General Safety Instructions for Frog Kick & Mirror

- ✓ Adult assembly required.
- ✓ Always attach all provided fasteners tightly to the headrest according to the instructions. Check frequently.
- ✓ Do not add additional strings or straps to attach to the headrest.
- ✓ Keep out of baby's reach when toy is removed from the car.
- ✓ **Remove product from car at very low temperatures, as water in aquarium may freeze.**

For more developmental information
and playing tips please visit

www.tinylove.com