

COMMERCIAL TOILET SEATS


- Open front toilet seat less cover
- Injection molded solid polypropylene
- Fits elongated bowl
- Features large molded-in bumpers
- External check hinge with 304 Series stainless steel hinge posts stops seat 11° beyond vertical
- Optional EverClean™ antimicrobial surface inhibits the growth of stain and odor causing bacteria, mold, and mildew

- 5901.100** Elongated Heavy Duty bowl open front seat less cover
- 5901.110** Same as 5901.100 with EverClean™ Surface


- 5905.100** Elongated Extra Heavy Duty bowl open front seat less cover
- 5905.110** Same as 5905.100 with EverClean™ Surface

- 5910.100** Elongated Extra Heavy Duty Plus bowl open front seat less cover
- 5910.110** Same as 5910.100 with EverClean™ Surface


SEE REVERSE FOR ROUGHING-IN DIMENSIONS



5901



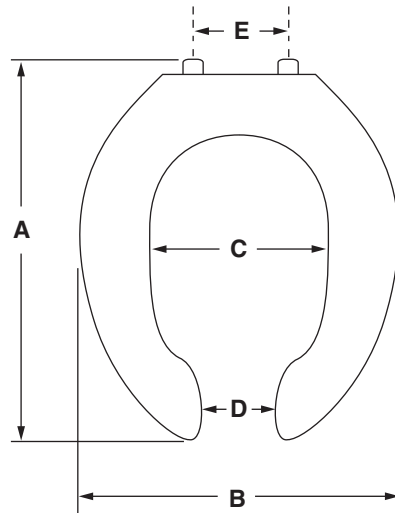
5905



5910

To Be Specified:

- Color: White



Model #	5901	5905	5910
A	18-9/16" (471mm)	18-9/16" (471mm)	18-3/16" (462mm)
B	14-3/8" (365mm)	14-3/16" (360mm)	14-3/16" (360mm)
C	7-7/8" (200mm)	7-5/8" (194mm)	7-7/8" (200mm)
D	3-1/2" (89mm)	3" (76mm)	3-1/2" (89mm)
E	5-1/2" (140mm)	5-1/2" (140mm)	5-1/2" (140mm)
Ring Thickness	7/8" (22mm)	1" (25mm)	1" (25mm)
Ring Thickness with Bumper	1" (25mm)	1-1/8" (29mm)	1-1/8" (29mm)