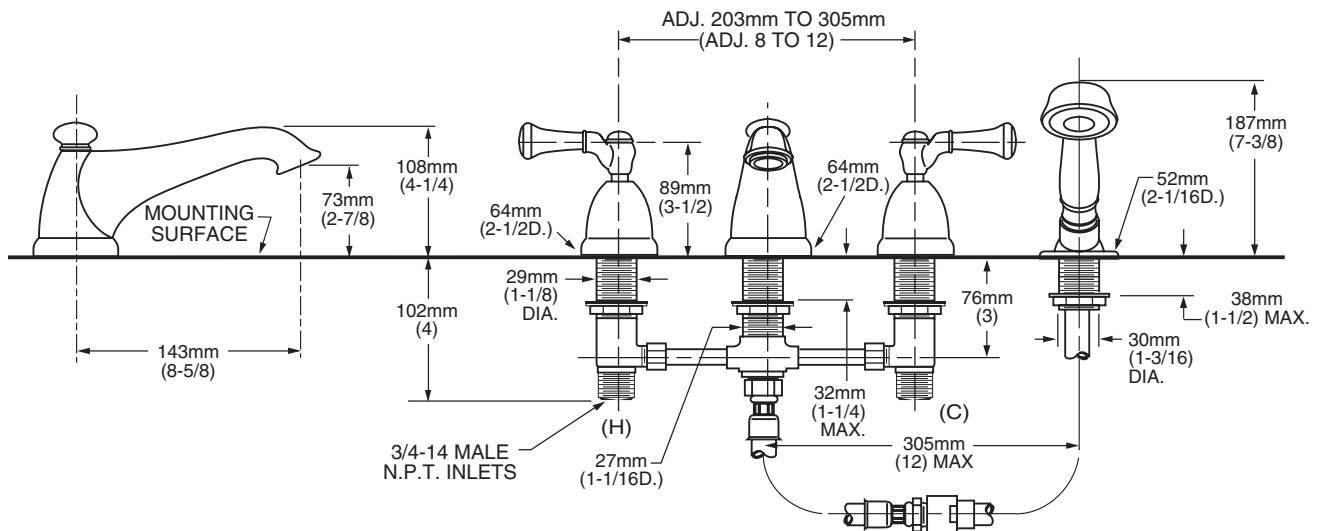




2981 Shown

MODEL NUMBER:

- ☐ **2981 Deck-Mount Tub Filler**
Personal shower.
- ☐ **2980 Deck-Mount Tub Filler**
Less personal shower.



GENERAL DESCRIPTION:

Durable cast brass spout with built-in diverter (on 2981). Rigid brass and copper waterway below deck provided for 12" installations (can be cut for 8" installations). Brass valve bodies with 3/4" NPT inlets with brass coupling nuts. 1/4 turn washerless ceramic disc valve cartridges. Personal shower features a 6-1/2' long hose (1-1/2' heavy duty hose and 5' decorative hose.) 2.5 gpm/9.5L/min. maximum flow rate.

PRODUCT FEATURES:

Brass Construction: Durable. Easy to clean, seamless design. Ideal for prolonged contact with water. Provides the finest surface for application of all finishes.

Ceramic Disc Valve Cartridges: Assures a lifetime of smooth handle operation and drip-free performance.

Available with Hand Held Personal Shower: Great for rinsing off after a bath, or cleaning the tub.

Genuine Porcelain Handles

Choice of Finishes: Available in Polished Chrome and Satin Nickel (PVD) finishes.

SUGGESTED SPECIFICATION:

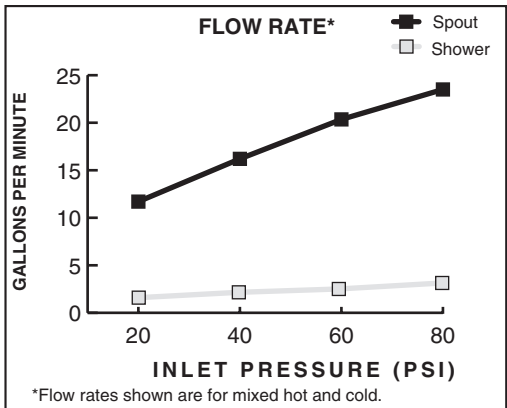
Two handle deck-mount tub filler shall feature cast brass construction with brass and copper waterway. Shall also feature 1/4 turn washerless ceramic disc valve cartridges. Fitting shall be American Standard Model # 298_._.

CODES AND STANDARDS


These products meet or exceed the following codes and standards:

ASME A112.18.1
CSA B125

Check local plumbing codes. Some installations may require a vacuum breaker.



Product Number	Description
2981	Deck-Mount Tub Filler. Personal shower. Porcelain Lever handles. Polished Chrome finish.
2981S	Deck-Mount Tub Filler. Personal shower. Porcelain Lever handles. Satin Nickel (PVD) finish.
2980	Deck-Mount Tub Filler. Less personal shower. Porcelain Lever handles. Polished Chrome finish.
2980S	Deck-Mount Tub Filler. Less personal shower. Porcelain Lever handles. Satin Nickel (PVD) finish.

 Meets the American Disabilities Act Guidelines and **ANSI A117.1** Requirements for the physically challenged.