

Limited Warranty Information

We warrant this product to be free from defects in material or manufacture at the time of sale and that it will remain serviceable for a period of 90 days from date of purchase. This warranty does not cover damage through misuse, abuse, alteration, unauthorized repairs, accident, or Acts of God.

The preceding warranties are the sole express warranties made by ColdHeat. ALL IMPLIED WARRANTIES, INCLUDING BUT NOT LIMITED TO IMPLIED WARRANTIES OF FITNESS AND MERCHANTABILITY, ARE HEREBY LIMITED IN DURATION TO A PERIOD ENDING 90 DAYS FROM THE DATE OF PURCHASE. Some states do not allow limitations on how long an implied warranty lasts, so the above limitation may not apply to you.

EXCLUSIVE REMEDY FOR NONCONFORMITY: If during the warranty period, the product does not conform to the preceding warranties, we will repair or replace the product at our option. We will use new and/or reconditioned parts in repairs or replacements. Following repair, the warranty will continue for the remaining portion of the warranty period. THE FOREGOING STATES THE EXCLUSIVE AND SOLE REMEDY AND THE ENTIRE LIABILITY OF HYPERION INNOVATIONS INC. WITH RESPECT TO ANY AND ALL WARRANTY CLAIMS. To obtain warranty service, please call customer service for return authorization at 866.251.9865.

Hyperion Innovations Inc., DBA ColdHeat
1750 112th Ave NE, Suite C-100
Bellevue, WA 98004

DISCLAIMER OF INCIDENTAL AND CONSEQUENTIAL DAMAGES: IN NO EVENT SHALL COLDHEAT, ITS LICENSORS AND/OR ITS MEMBERS, BE LIABLE FOR ANY INCIDENTAL, SPECIAL, INDIRECT OR CONSEQUENTIAL DAMAGES, WHETHER RESULTING FROM NONDELIVERY OR FROM THE USE, MISUSE, OR INABILITY TO USE THE PRODUCT OR FROM DEFECTS IN THE PRODUCT.

Some states do not allow the exclusion or limitation of incidental or consequential damages, so the above limitation may not apply to you. This warranty gives you specific legal rights, and you may also have other rights which vary from state to state.

© Hyperion Innovations Inc, 2007

"ColdHeat", "Dolce Vita", and "Therabed" are trademarks or registered trademarks of Hyperion Innovations Inc.

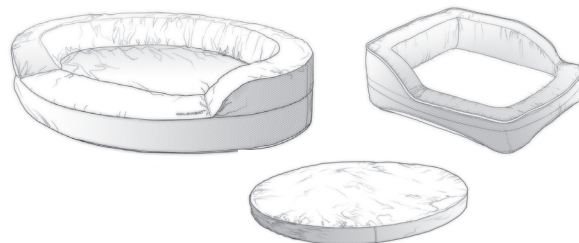
COLDHEAT™

Dolce & Vita

COLDHEAT™

Dolce & Vita™

Therabed™ Heated Pet Beds and Cushions



Product Overview

Thank you for selecting a Dolce Vita™ Therabed™. This bed is specially designed to provide therapy and maximum comfort for your pet.

Intelligent Features:

- ◆ **Gentle heating:** The pad may not feel hot to you, but it will be just right for your pet!
- ◆ **Washable Stain Resistant Cover:** The cover can be removed and machine washed.
- ◆ **Safety:** Dolce Vita™ pet products are engineered with safety in mind. Nevertheless, for the safety of you and your pet, please read all operating and safety instructions prior to use.

Should you have any problem or concerns with this or any of our products, please contact us. The majority of concerns and problems can be solved by customer support. Call us at 866.251.9865 or log on to <http://help.coldheat.com>. Also view our complete line of pet products at www.DolceVitaPets.com.

Training Your Pet to use the Bed

Selecting a Location:




The bed should be placed in an area that is safe and dry. Try to keep it away from common areas where there may be loud noises and frequent interruptions. Keep the bed away from drafty areas or areas that receive direct airflow from your home's heating or cooling vents.

Pre-Conditioning the Bed:

A pet's sense of smell is a powerful motivator and your scent is soothing to them. You can take advantage of that by placing your scent on the bed before your pet uses it for the first time by simply rubbing the bedding against your skin. We also recommend washing fabric with normal detergent in a washing machine prior to first use, which will remove scents from the manufacturing process.

Once you have pre-conditioned the bed, take a few of your pet's favorite toys and place them on the bed. Get them interested in the bed and toys, and be sure to give them attention and praise once snuggled in. This will help associate the bed with attention and help them to relax.

Operating Instructions

-  1. Plug wall adapter into household electric outlet and plug DC adapter into cord extending from bed.
-  2. Tuck cord out of reach from pet.
-  3. The bed will reach target temperature in less than 8 minutes.

Fabric Care Instructions

Clean fabric with handheld vacuum, lint brush, or machine wash.

For machine wash:

Unzip covers and remove from foam before washing. Machine wash cover in cold water; do not use bleach or fabric softener. Tumble dry on low heat or line dry; do not use dryer sheets. Do not place foam in washing machine or dryer.












Safety Instructions

Follow these safety precautions to reduce the risk of personal injury to you or your pet.



In order to protect yourself and your pets, you must read and follow all instructions.

-  Unplug unit when not in use for an extended period of time.
-  Do not place pet bed near open flame.
-  Do not immerse in liquid.
-  Do not puncture the heater.
-  Discard heater if it becomes cracked or shows signs of deterioration.
-  Inspect cord for damage before using. Do not use if cord is cracked.
-  Do not use when wet.
-  Not for use in snow or rain.
-  Recommended for pet use only.

SAVE THESE INSTRUCTIONS

This Class B digital apparatus complies with Canadian ICES-003.

This device complies with Part 15 of the FCC Rules. Operation is subject to the following two conditions: (1) This device may not cause harmful interference, and (2) this device must accept any interference received, including interference that may cause undesired operation.

California Residents, Prop 65 warning: This product contains nickel, a substance known to the state of California to cause cancer.