



# NewAgePet™

Innovative products for the New Age of Pets

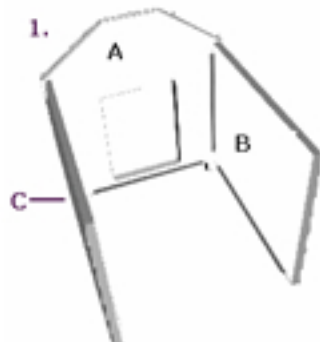
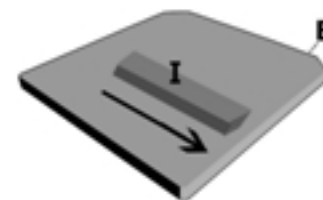
## Bungalow Assembly Instruction

### All-Weather Insulated Pet Home

Thank you for purchasing the All-Weather Insulated Pet Home from NewAgePet™. One of the prime features of the All-Weather insulated pet home is the hassle-free no tool required assembly. Please follow 5 easy steps on the right. For questions, please call (650) 345-3626. We hope you and your pet enjoy the quality and features of this pet home.

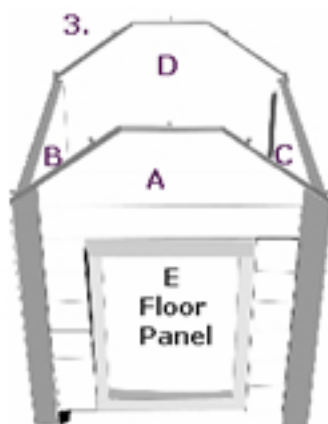
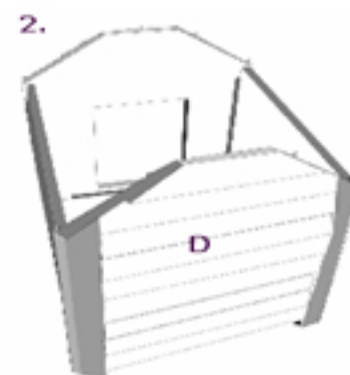
- ☑ Insulated and vented for year-round comfort
- ☑ Moisture Resistant
- ☑ Long-lasting
- ☑ Maintenance Free
- ☑ No Tools Required assembly
- ☑ Easy Cleaning
- ☑ Light Weight

**Prep:** Remove all parts from box and lay on floor. For **Large & XL** only, a **Floor Support Part I** is included. Line up connector peg with hole, and slide in the direction that the arrow is pointing to lock in place



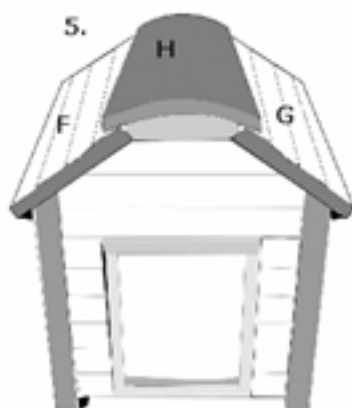
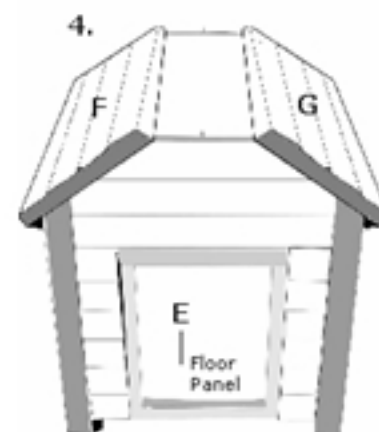
**Step 1:** Insert **Left Side Panel B** into **Front End Panel A** and slide in a **downward** motion to lock into place. Insert **Right Side Panel C** into **Front End Panel A** and slide in a **downward** motion to lock into place.

**Step 2:** Line up the locking screws on **Left & Right Side Panels B & C** to **Rear End Panel D** holes and slide in a **downward** motion to lock into place.



**Step 3:** Place **Floor Panel E** of pet home inside with drain hole to the rear of the house and paw prints up. Place the front of floor panel in first to ensure a tight fit and push floor **downward**

**Step 4:** Insert **Left Roof Panel F** into locking screws on **Front End Panel A** and **Rear End Panel D**. With a **downward** motion, lock panel into place. Insert **Right Roof Panel G** into locking screws on **Rear End Panel D** and **Front End Panel A**. With a **downward** motion, lock panel into place.



**Step 5:** Line up Peg screws on **Front End Panel A** and **Rear End Panel D** into holes on **Roof Panel H**, push downward to snap roof into place.



Pinta International

Foster City, CA 94404  
Tel. 650/ 345-3626  
Fax 650/ 240- 0187  
www.NewAgePet.com

To receive information on additional products for your pet, email us at [info@NewAgePet.com](mailto:info@NewAgePet.com)