


INSTALLATION AND REPLACEMENT INSTRUCTIONS FOR SLOAN WATERFREE CARTRIDGE KIT

For use with Sloan Waterfree Urinal Systems



Cartridge Kit Includes:

Cartridge
Cartridge Key
Sealant Package
Disposal Bag
Protective Glove



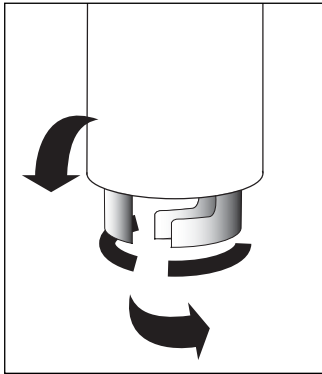
Model WES-150

REMOVAL OF OLD CARTRIDGE

Replace cartridge every 3 months or 7,000 uses depending on usage.

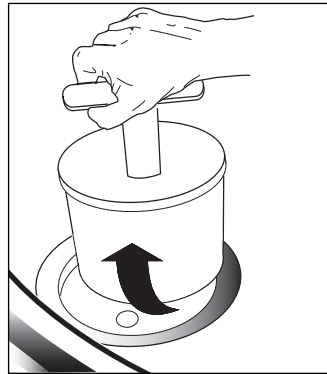
Step 1

Pour a liter/quart of water into Cartridge to flush it. Insert Key into the Cartridge and turn counterclockwise.



Step 2

Extract the Cartridge by pulling up on the Key. Tilt the Cartridge in the Housing to drain contents.



Step 3

Open the yellow Disposal Bag, keeping the Cartridge upright. Insert it into the Disposal Bag.



Step 4

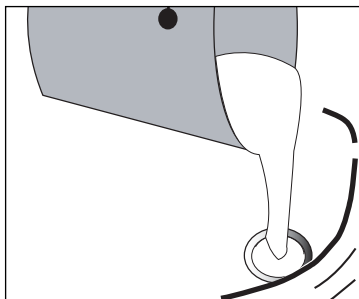
Close the bag, tie the tabs together and dispose of properly.



CARTRIDGE INSTALLATION

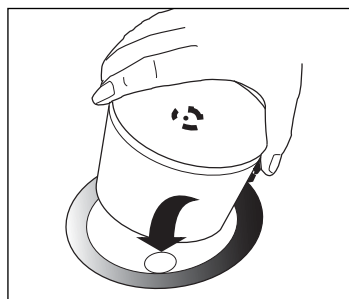
Step 1

Before inserting Cartridge, pour a bucket of clean, hot soapy water into Housing to flush it.



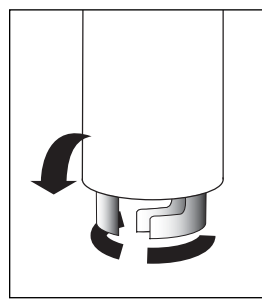
Step 2

Insert the Cartridge into the Housing with the logo at the 11 O'clock position.



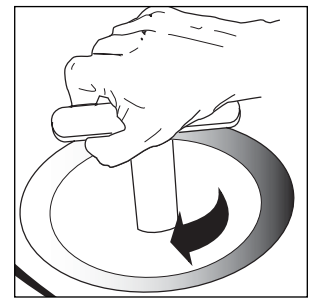
Step 3

Insert the Key into the top of Cartridge.



Step 4

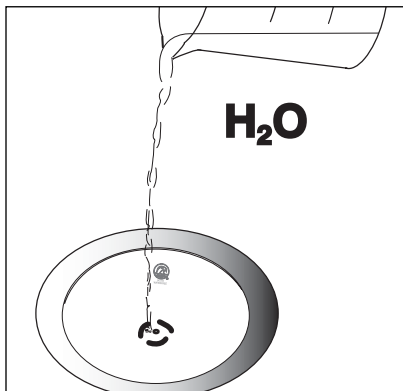
Turn the Cartridge clockwise to the 12 O'clock position to lock it in place and remove the Key.



FILL CARTRIDGE

Step 1

Pour ½ liter or 1 pint of water into the Cartridge.




Step 2

Remove the Sealant package from the box and tear off the top.



Step 3

Pour Sealant into the Cartridge drain opening, wipe off excess Sealant. The urinal is now ready for use.



CARE AND CLEANING

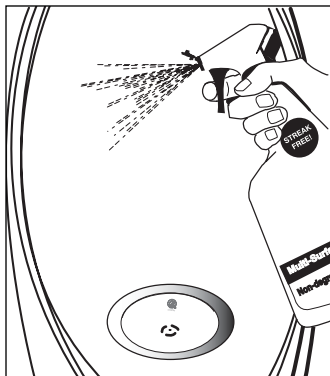
Step 1

Remove all debris from the surface of the urinal.



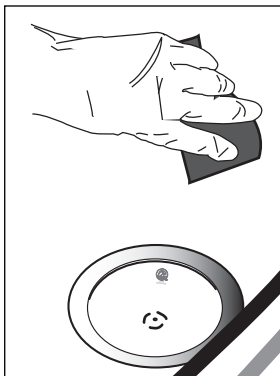
Step 2

Spray Urinal surface lightly with a **mildly acidic, non-degreaser, disinfectant** liquid cleaner.

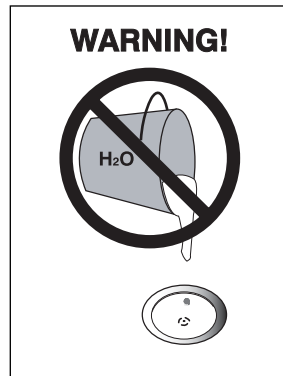


Step 3

Wipe surface with a soft cloth or sponge applicator until clean.



DO NOT DUMP BUCKETS OF WATER INTO URINAL WITH CARTRIDGE INSTALLED



Featuring Falcon Waterfree Technology

any
questions



Call our Installation Engineers for additional information at:
1-888-SLOAN-14 (1-888-756-2614) or fax them at 1-800-737-3061

The information in this document is subject to change without notice.

SLOAN VALVE COMPANY • 10500 SEYMOUR AVENUE • FRANKLIN PARK, IL 60131

Phone: 1-800-9-VALVE-9 or 1-847-671-4300 • Fax: 1-800-447-8329 or 1-847-671-4380 • www.sloanvalve.com

Copyright © 2004 Sloan Valve Company

Printed in the U.S.A.

Made in the U.S.A.

Waterfree Cartridge V.I.G. 0816484 — Rev. 0a (02/04)