
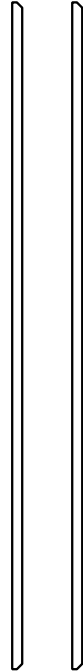


**1A** Parts in this box.



Mirror **x 1**



Mounting  
Rails **x 2**

**2** Assembly Procedure.

Please Note:

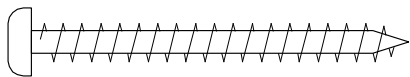


This is a two person job:-  
lift the Mirror into position  
and line up the pre-drilled  
holes at the back.

While a helper holds the  
Mirror in place, screw the  
Mounting Rails to the  
Mirror and the Dresser  
Back (8 screws).

Afterwards the Dresser should be  
placed against a wall for support.

**1B** Hardware in this box.



Wood Screws **x 8**

