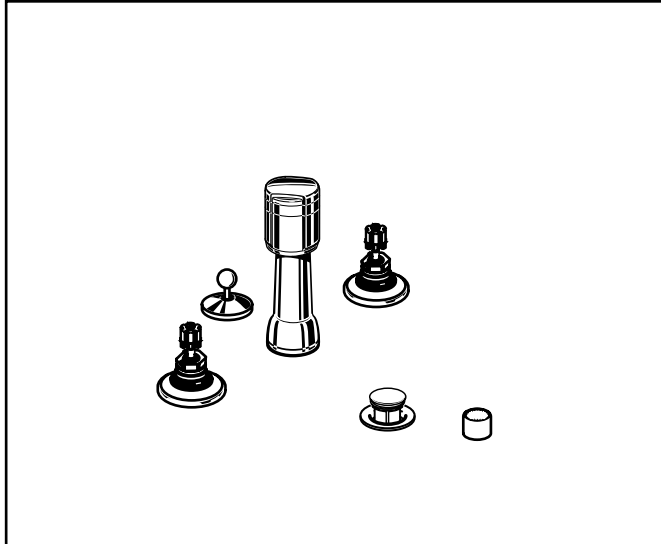


## FIXTURE-MOUNTED BIDET FITTING

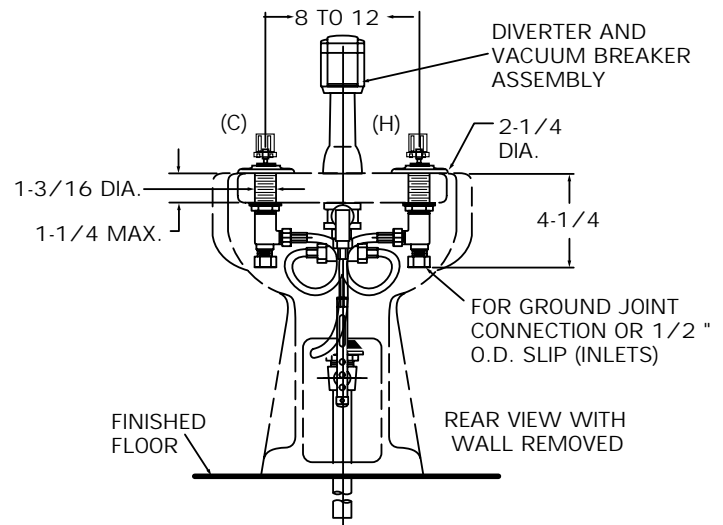
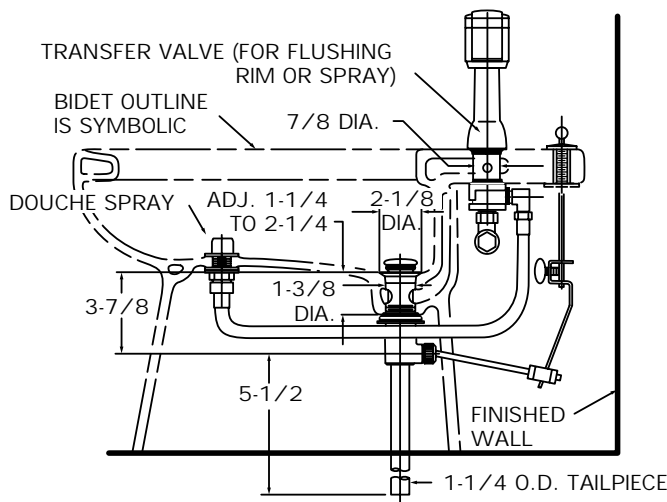
### MODEL NUMBER:

- 8391.000 Fixture-Mounted Bidet Fitting**  
Vacuum breaker. Pop-up drain. Less handles.
- 8390.000 Fixture-Mounted Bidet Fitting**  
Less vacuum breaker. Pop-up drain. Less handles.

**Handles must be ordered separately.**



**Handles must be ordered separately.**



### GENERAL DESCRIPTION:

Cast brass valve bodies. Amarilis 1/4 turn washerless ceramic disc valve cartridge - reversible for use with either lever or round handles. Diverter controls water flow between douche spray and flushing rim. Douche spray has built-in spray height adjustment.

### PRODUCT FEATURES:

**Brass Construction:** Durable - Excellent in high use applications. Ideal for prolonged contact with water. Provides the finest surface for application of all colors and finishes.

**Ceramic Disc Valve Cartridges:** Assures a lifetime of smooth handle operation and drip-free performance.

**Wide Selection of Handle Styles:** Full range of interchangeable handles.

**Choice of Finishes:** Lifetime finishes that won't tarnish or scratch.

**Lifetime Warranty:**

### SUGGESTED SPECIFICATION:

Two handle deck-mount bidet fitting with matching pop-up drain shall feature solid brass construction. Shall also feature 1/4 turn ceramic disc valve cartridges that are reversible for use with either cross or lever handles. Fitting shall be American Standard Model # 839x.\_\_\_\_ and handle kit # 0000.\_\_\_\_.

## FIXTURE-MOUNTED BIDET FITTING

### CODES AND STANDARDS

These products meet or exceed the following codes and standards:

- ASME A112.18.1M**
- CSA B 125**
- ASSE 1001**






















Product Number	Description	Finish Options								
		Polished Chrome	Polished Nickel	PVD B Nickel/ Brass Mix	PVD Blackened Bronze	PVD Polished Brass	PVD Satin Chrome Mix	PVD Satin	PVD Satin/ Brass Mix	P Chrome /PVD Brass Mix
		002	008	062	068	099	221	295	297	299
8391.000	Fixture-mounted bidet fitting. Vacuum breaker. Pop-up drain. Less handles.									
8390.000	Fixture-mounted bidet fitting. Less vacuum breaker. Pop-up drain. Less handles.			N/A	N/A	N/A	N/A	N/A	N/A	N/A

**N/A = NOT AVAILABLE**


**Handles must be ordered separately.**

To order **Less Handles** - Specify: 4 digit Style number followed by three zeros and 3 digit finish number. Example 8391.000.002 = Deck-mount bidet with pop-up drain in Polished Chrome finish.

The above fittings will accept the following Amarilis-Series handles. \*

														
452	442	462	432	552	542	572	372H	352H	342H	312H	902 912	862	872	892
														

\* See Section N for additional information on handle kits.

 Meets the American Disabilities Act Guidelines and **ANSI A117.1** Requirements for the physically challenged.